

*DISTRICT SCHOOL BOARD OF PASCO COUNTY*  
*DELTA ACADEMY*

*DETERMINATION, EDUCATION, LEADERSHIP, TALENT, ACHIEVEMENT*

**2018  
2019 SUMMATIVE  
EVALUATION**



**21<sup>ST</sup> CENTURY COMMUNITY LEARNING CENTERS**

AUGUST 15, 2019





**COPYRIGHT 2019**

*Center for Assessment, Strategic Planning, Evaluation and Research*



All materials and writings contained in this evaluation are protected by United States copyright law and may not be reproduced, distributed, transmitted, displayed, published or broadcast without the prior written permission of The Center for Assessment, Strategic Planning, Evaluation and Research (d.b.a. CASPER). Any questions regarding this evaluation may be directed to Dr. Charles Byrd, President and CEO of CASPER ([www.CasperFL.com](http://www.CasperFL.com)).



# TABLE OF CONTENTS

<b>TABLE OF CONTENTS.....</b>	<b>4</b>
<b>THE NEED FOR QUALITY AFTERSCHOOL PROGRAMMING .....</b>	<b>7</b>
The Universal Need for Afterschool .....	7
The Need for STEM Education Afterschool.....	10
The Opportunity Gap .....	14
Specific Needs.....	16
Types of Afterschool Programming.....	17
<b>THE 21ST CENTURY COMMUNITY LEARNING CENTER INITIATIVE.....</b>	<b>18</b>
The 21st CCLC Initiative.....	18
Benefits of Afterschool Programming.....	21
Impact of Afterschool in Florida.....	22
<b>ENHANCING QUALITY THROUGH SUMMATIVE EVALUATION .....</b>	<b>27</b>
The Evaluation Process .....	27
External Evaluator - Qualifications .....	29
The Summative Evaluation .....	30
<b>OVERVIEW AND HISTORY OF A HIGH-QUALITY 21<sup>ST</sup> CCLC PROGRAM .....</b>	<b>31</b>
The DELTA Academy 21st CCLC Program History .....	31
History of Experience in Afterschool Services.....	31
Proactive Planning: DELTA Academy .....	32
<b>PROGRAM LEADERSHIP AND STAFF CHARACTERISTICS.....</b>	<b>35</b>
Staff Turnover.....	40
Student-to-Staff Ratios .....	40
Certified Teachers .....	40
Staff Development and Training .....	41

<b>PARTNERSHIPS AND PROGRESS TOWARDS SUSTAINABILITY .....</b>	<b>43</b>
Vision and Desired Results .....	43
Community Relationships .....	44
Accounting for Change.....	48
Strategic Financing .....	49
21 <sup>st</sup> CCLC Advisory Board.....	50
Programmatic Information Dissemination.....	51
<b>21<sup>ST</sup> CCLC PROGRAM OPERATIONS.....</b>	<b>53</b>
Required Program Operations .....	53
Summer 2018 Operations .....	53
2018-2019 Academic Year Operations.....	54
Supplemental Snack and Meal Requirement .....	55
Safety Requirements .....	56
<b>STUDENT ENROLLMENT AND STUDENT ATTENDANCE.....</b>	<b>58</b>
Student Recruitment and Enrollment .....	58
21st CCLC Required Target Populations.....	58
Proposed Target Population .....	60
Student Enrollment .....	60
Regular Student Attendance.....	61
Average Daily Attendance.....	63
Student Service Hours .....	64
<b>STUDENT AND FAMILY DEMOGRAPHICS .....</b>	<b>66</b>
Student Participant Characteristics.....	66
School Grade Levels of Student Attendees.....	66
Race and Ethnicity of Student Attendees .....	67
Student Gender Distribution .....	69
Student Special Services Distribution.....	70
Age of Students.....	71



Student Families and Households.....	72
<b>OBJECTIVES AND OUTCOMES: STUDENT AND ADULT IMPACTS .....</b>	<b>74</b>
Federal and State Performance Indicators.....	74
Federal GRPA Indicators .....	74
Program-Specific Objectives.....	76
21ST CCLC Program Purpose and Focus.....	76
Need-Based Student Objectives .....	78
Academic Activities.....	79
Personal Enrichment Activities.....	79
Objective Progress: State Standardized Assessments.....	80
Objective Progress: Academic Course Grades.....	85
Objective Progress: Pre-Post Assessments .....	92
Objective Progress: Adult Family Members Attendance.....	95
Stakeholder Surveys: Statewide Parent Survey.....	96
Stakeholder Surveys: Adult Literacy Performance.....	98
Stakeholder Surveys: Student Satisfaction Survey.....	100
Stakeholder Surveys: Teacher Survey of Progress.....	102
Student Snapshot .....	105
Objective Assessment Activities .....	108
Data Quality and Student Inclusion.....	108
Continuous Assessment.....	109
Progress Towards Objectives: Determination .....	110
<b>LESSONS LEARNED AND RECOMMENDATIONS .....</b>	<b>125</b>
Lessons Learned .....	126
Recommendations for Improvement .....	128

## Section 1

# THE NEED FOR QUALITY AFTERSCHOOL PROGRAMMING

## *THE UNIVERSAL NEED FOR AFTERSCHOOL*


The National Center for Education Statistics (2019) reports that, across the United States, 50.8 million students in over 13,000 public school districts attended over 98,000 public elementary and secondary schools, with an additional 5.9 million students attending approximately 35,000 private schools. With such staggering numbers of students, it is not surprising that a growing number of children are left alone and unsupervised after the regular school day ends, with an estimated seven million "latch-key" children in the United States alone. Indeed, the substantial gap between parents' work schedules and children's school schedules has long been considered to be over 20 hours per week (Reno & Riley, 2000; Seligson, 1991). This supervision gap has continued to grow alongside increases in contemporary social issues such as divorce rates, single-parent families, and families where both parents work outside the home (Nash & Fraser, 1998; Sanacore, 2002), with the most recent "America After 3PM" survey (2014) showing 20% of children (11.3 million across America) do not have someone to care for them afterschool. This includes more than 800,000 elementary school students and 2.2 million middle school students caring for themselves. Parent surveys conducted for the "America After 3PM" survey (2014) showed that 19.4 million children not in an afterschool program would enroll if one were available.

Such supervision gaps are critical to a child's social, emotional, and academic development, as research has clearly and consistently demonstrated that inadequate or non-existent care occurring during after-school hours can lead to a vast array of negative outcomes. For instance, when compared to children and teens regularly participating in constructive, supervised activities after school, children without adequate supervision are more susceptible to negative peer pressures (such as drugs, crime, violence, and sexual activities), display increased problem behaviors, receive lower grades, and drop out of school more often (Baker & Witt, 1996; Reno & Riley, 2000). The "America After 3PM" survey (2014) found nine in ten parents (88 percent) with a child in an afterschool program agreed that the programs helped children develop social skills through interaction with their peers and 83 percent agreed that afterschool programs helped





reduce the likelihood that youth engaged in risky behaviors, such as committing crime, using drugs, or engaging in sexual activities. Clearly, providing comprehensive, well-organized, and supervised activities during the aforementioned gap is critical to ensure the safety and proper development of America's youth.



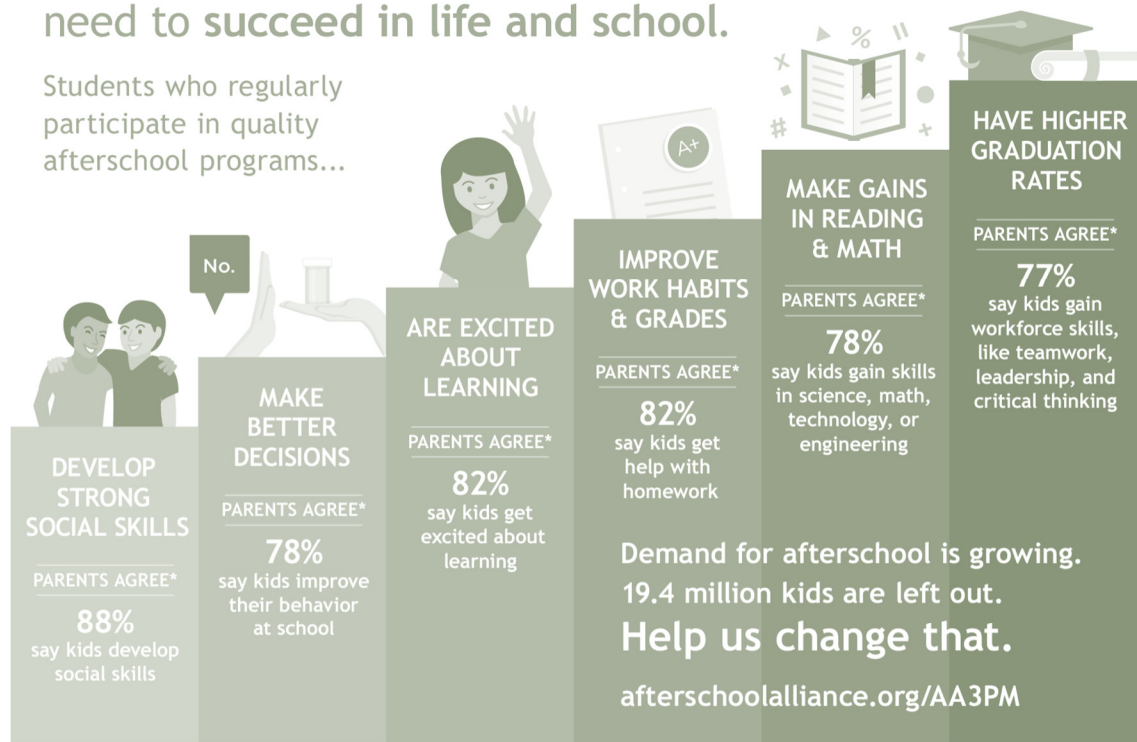
Certainly, a great need exists for after school activities that provide appropriate youth supervision and involvement. Academic literature supports that children and parents are well-served by carefully organized and supervised youth programs during after school hours. These programs can extend social, educational, and recreational activities for children, while protecting them from unhealthy environments (Posner & Vandell, 1994; Riley, 1994). Although there is no established formula for quality after-school programs, most successful programs typically combine academic, recreational, physical, and artistic elements in a curriculum designed to engage youth in a variety of structured and supervised activities. The activities can fulfill numerous needs of children, families, and communities, while also providing safe and positive environments to nurture the



cognitive, social, physical, and emotional development of youth (Reno & Riley, 2000). Consensus usually exists among program administrators that these curriculum components serve the following four key program objectives: (1) scholastic development, grade improvement, and increased performance on standardized tests (e.g., disguised learning, homework assistance, academic remediation, career awareness, and technology education); (2) improve behavior and develop social skills (e.g., behavior modification, character development, social skills education, conflict resolution; and substance abuse education); (3) provide a caring and safe environment, thus reducing negative impacts of unsupervised activities and allowing parents to be less worried about their child's safety after school, more appreciative of their child's talents, and more comfortable concentrating on their vocations (Wallace, 2002); and (4) provide children with personal inspiration, thus improving feelings of self-worth, self-concept, self-confidence, overall self-esteem, and self-perceptions of ability (Davis, 2001; Sanacore, 2002; Sanderson, 2003), as well as motivation to succeed in life and school.

## Afterschool provides the building blocks kids need to succeed in life and school.

Students who regularly participate in quality afterschool programs...



\*Among parents with kids in afterschool programs

Sources:

<http://afterschoolalliance.org/AA3PM>

[www.researchgate.net/publication/42346373\\_A\\_Meta-Analysis\\_of\\_After-School\\_Programs\\_That\\_Seek\\_to\\_Promote\\_Personal\\_and\\_Social\\_Skills\\_in\\_Children\\_and\\_Adolescents](http://www.researchgate.net/publication/42346373_A_Meta-Analysis_of_After-School_Programs_That_Seek_to_Promote_Personal_and_Social_Skills_in_Children_and_Adolescents)

[http://educarefoundation.com/wp-educontent/uploads/EduCare-Foundation\\_HS\\_2010-2011.pdf](http://educarefoundation.com/wp-educontent/uploads/EduCare-Foundation_HS_2010-2011.pdf)

[www.ride.ri.gov/Portals/0/Uploads/Documents/Students-and-Families-Great-Schools/Educational-Programming/21stCCLCs/RI21stCCLC-Impact-Report-2011-12.pdf](http://www.ride.ri.gov/Portals/0/Uploads/Documents/Students-and-Families-Great-Schools/Educational-Programming/21stCCLCs/RI21stCCLC-Impact-Report-2011-12.pdf)

[www.policyinnovations.org/ideas/studies/7d=32](http://www.policyinnovations.org/ideas/studies/7d=32)

[http://expandinglearning.org/research/vandell/resources/AERA\\_Promising\\_Programs\\_FINAL.pdf](http://expandinglearning.org/research/vandell/resources/AERA_Promising_Programs_FINAL.pdf)

[www.tea.state.tx.us/index2.aspx?id=3546&menu\\_id=814](http://www.tea.state.tx.us/index2.aspx?id=3546&menu_id=814)

[www.k12.wa.us/21stCenturyLearning/pubdocs/14-1167/WA21CCLCFinalYear2Report-ed.pdf](http://www.k12.wa.us/21stCenturyLearning/pubdocs/14-1167/WA21CCLCFinalYear2Report-ed.pdf)



## THE NEED FOR STEM EDUCATION AFTERSCHOOL

Throughout the Nation, educational leaders and afterschool providers are fully embracing Science, Technology, Engineering and Math (STEM) activities to help prepare students for success in future college and career opportunities. Certainly, it is well-known that America's increasingly knowledge-based economy is driven by innovation, the foundation of which lies in a dynamic and well-educated workforce equipped with STEM knowledge, skills, and abilities. Indeed, according to the U.S. Bureau of Labor Statistics, 15 of the 20 fastest growing jobs will require substantial math or science preparation. Going forward, more jobs will require, at minimum, a basic understanding of scientific and mathematical principles, a working knowledge of computer hardware and software, and problem solving skills enhanced through afterschool STEM learning activities.

"A new workforce of problem-solvers, innovators, and inventors who are self-reliant and able to think logically is one of the critical foundations that drive innovation capacity in a state. A key to developing these skills is strengthening science, technology, engineering, and math (MATH) competencies in every K-12 student."

— National Governors Association: Building a Science, Technology, Engineering, and Math Agenda

Policymakers across the country continue to recognize the need to dramatically increase student STEM achievement and knowledge beginning with K-12 education, thus forming the foundation for the "talent pipeline." However, Florida data show a disparate situation when compared to national data. For instance, the most recent results of the National Assessment of Education Progress (NAEP; 2017) provided by the United States Department of Education show that only 48% of Florida 4<sup>th</sup> graders and 29% of Florida 8<sup>th</sup> graders are "at or above proficient" in mathematics – with 4<sup>th</sup> grade higher than the national average (40%) and 8<sup>th</sup> grade significantly (33%) lower than the national average. Similarly, the most recent NAEP data (2015) show only 42% of Florida 4<sup>th</sup> graders and 33% of Florida's 8<sup>th</sup> graders were "at or above proficient" in science. With a national average of 38% and 34%, respectively, the entire Nation is struggling with science performance in an increasingly science-based society.

In addition to national exams and course enrollment, Florida's challenges in STEM education are also evidenced within the most recent (2016-2017) statewide, standards-based, Florida Standards Assessment in Mathematics (FSA) and Florida Comprehensive Achievement Test in Science (FCAT 2.0). As shown in Table 1-1, when aggregating all students across all schools with available data from the 2017 statewide testing, a clear demonstration of need emerges. Specifically, an average of only 58.4% of all Florida students are at or above "proficiency" in mathematics, while an average of only 53.1%



are at or above “proficiency” in Science – both lower than proficiency rates in 2015 and 2016. This is certainly a troubling situation in Florida (and likely across the country), but is an area where project-based learning, hands-on learning, and experiential learning have become a hallmark of strong interventions and improvements in mathematics and science performance across all students. Afterschool programs provide one of the best methods for implementing such interventions and improving student outcomes, particularly structured programming provided through the 21<sup>st</sup> CCLC initiative.

**Table 1-1: Florida Student Proficiency in Math and Science (2017)**

	% Proficient Mathematics	% Proficient Science	% Proficient ELA	Number of Schools
Elementary School	61.1%	51.0%	54.9%	1,836
Middle School	56.3%	50.3%	52.4%	572
High School	49.6%	65.4%	53.7%	483
Combination Schools (e.g., K-8)	58.5%	53.2%	57.9%	441
<b>OVERALL</b>	<b>58.4%</b>	<b>53.1%</b>	<b>54.7%</b>	<b>3,332</b>

*Source: Florida Department of Education, School Accountability Reports (2017).*

While data across all students presents troubling findings about the apparent readiness of students across Florida, data findings compared across student demographic subgroups are even more concerning. Indeed, research has shown that there often exist large achievement gaps between schools with high levels of “traditionally defined minority” students and those with high levels of poverty. For instance, the U.S. Department of Education (National Center for Education Statistics, 2018) reports that national data show the achievement gap in reading between White students and Black students (as defined by the US Department of Education) in 4<sup>th</sup> grade remained unchanged from 27 points in 1992 to 27 points in 2017, while the achievement gap among 8<sup>th</sup> graders increased from 26 points in 1992 to 27 points in 2017. Unfortunately, the reading achievement gap increased from 24 points to a staggering 30 points for 12<sup>th</sup> grade students. National data for Hispanic students showed performance rates slightly higher than their Black peers, with the achievement gap between Hispanic and Black students being 3 points for 4<sup>th</sup> grade students and 5 points for 8<sup>th</sup> grade students in 2017. Such achievement gaps are even more staggering when realizing, across the country, that only 18% of Black 8<sup>th</sup> graders and 45% of white 8<sup>th</sup> graders are proficient in reading, while only 13% of Black 8<sup>th</sup> graders and 44% of white 8<sup>th</sup> graders are proficient in mathematics.

Such achievement gaps are important to understand given that, within the State of Florida, many communities and schools are “minority-majority” schools, wherein the



“minority” student population outnumbers the traditional “majority” population. In fact, based on data obtained from the Florida Department of Education, across all schools in the state of Florida, students from traditional “minority” groups compose 61.3% of the entire K-12 population of over 2.8 million students in 2017, with 61.8% of all 3,332 Florida schools having over 50% of students from these traditional “minority” groups. As shown in Table 1-2, on average, Florida schools with at least 50% “minority” rates (i.e., minority-majority schools) are significantly lower in mathematics, science, and ELA proficiency scores than low-minority schools – with all three subjects at least 15 percentage points lower in the majority-minority schools. This significant achievement gap holds true at each level of schooling (i.e., elementary, middle, and high school).

*Table 1-2: Proficiency in Math and Science by School Minority Rate (2017)*

	<b>“Minority-Majority” Schools</b>				<b>Low-Minority Schools</b>			
	Prof. in Math	Prof. in Science	Prof. in ELA	# Schools	Prof. in Math	Prof. in Science	Prof. in ELA	# Schools
Elementary	56.3%	44.5%	48.9%	1163	71.4%	65.6%	67.4%	177
Middle	50.5%	45.2%	47.6%	359	69.5%	60.9%	62.4%	55
High	45.1%	61.4%	50.1%	276	61.7%	73.9%	61.2%	54
Combination	54.2%	47.7%	53.3%	262	65.3%	62.7%	65.6%	78
<b>OVERALL</b>	<b>53.7%</b>	<b>47.2%</b>	<b>49.3%</b>	<b>2060</b>	<b>68.5%</b>	<b>65.5%</b>	<b>65.4%</b>	<b>364</b>

*Note: “Minority-Majority” schools have at least 50% of overall student population identified from traditionally defined minority populations, while “Low Minority” schools have no more than 25% from these populations. Source: Florida Department of Education, School Accountability Reports (2017).*

In addition to proportions of traditional “minority” students, research also suggests that schools with high percentages of low-income students also tend to struggle in academic subjects more than schools with higher average income levels, with a common research focus being on STEM subjects (math and science). Within Florida, an astonishing 58.1% of the entire student population qualifies for Free or Reduced Price Lunch (FRPL), a national indicator of low-income status (FLDOE, 2017). As with ethnic minority status, as shown in Table 1-3, Florida schools with predominantly low-income students (50%+ FRPL) showed significantly lower performance in all academic subject assessments (i.e., mathematics, science, and ELA) than did schools with less than 50% proportion of low-income students. Also, consistent with ethnic minority rates, students in “low income” schools had significantly lower performance across all levels of schooling (i.e., elementary, middle, and high) than those in “non-low-income” schools.

Ultimately, Florida appears to be failing to adequately develop STEM skill sets and STEM interest among the state's K-12 student population, thus reducing the chances that Florida students will eventually work in the wide range of state industries and emerging segments of the innovation economy. In fact, as established by Florida's Ad-Hoc Sub-Committee on K-12 STEM Education (2009), Florida's business community has expressed serious concerns about looming shortages of high-quality engineers, scientists, information technology workers, and technicians of all types, as well as how such shortages will adversely impact the state's economy. Moreover, even if K-12 students do not enter the STEM field, research indicates that all K-12 students can still benefit from a relevant STEM education, both in terms of productivity in the workplace and achievement in post-secondary education.

**Table 1-3: Proficiency in Math and Science by Low-Income Rate (2017)**

	<b>"Low=Income" Schools</b>				<b>Non-Low-Income Schools</b>			
	Prof. in Math	Prof. in Science	Prof. in ELA	# Schools	Prof. in Math	Prof. in Science	Prof. in ELA	# Schools
Elementary	56.5%	45.8%	49.3%	1425	77.2%	69.3%	74.8%	411
Middle	49.1%	43.9%	45.6%	428	77.3%	68.5%	72.1%	144
High	42.9%	59.6%	46.5%	321	62.5%	76.6%	67.4%	162
Combination	50.9%	44.9%	49.0%	268	70.6%	66.5%	72.0%	173
<b>OVERALL</b>	<b>53.0%</b>	<b>47.1%</b>	<b>48.3%</b>	<b>2442</b>	<b>73.4%</b>	<b>70.0%</b>	<b>72.5%</b>	<b>890</b>

*Note: "Low Income" schools are those having at least 50% of students on Free or Reduced Price Lunch. "Non Low Income Schools" are those with less than 50% of students qualifying for FRPL. Source: Florida Department of Education, School Accountability Reports (2017) Results are similar when using the federal cut-off for Title I School-Wide Program Schools (40% Free or Reduced Price Lunch).*

The impact of such achievement gaps between Florida and other states, as well as within Florida among specific student populations, cannot be understated. Research shows that many elementary school students lose interest in and understanding of STEM subjects prior to reaching middle and high school grades. The loss of STEM interest and understanding is secondary to a wide range of intertwined circumstances, such as increased focus on higher-stakes subjects of reading and writing; use of highly formalized educational processes during the school day (e.g., pacing guides); and focus on assessments as performance evaluations for faculty. Certainly, there is great debate about the primary reasons for decreased interest and understanding of STEM among K-12 students, yet there is general consensus that afterschool programming can provide the informal, hands-on, high-engagement science education activities necessary to boost





interest and understanding. Given that afterschool programs in Florida have a long-standing relationship in working directly with students from high-minority and low-income schools, structured afterschool programming can provide unique opportunities to decrease achievement gaps through building collaborations and partnerships for innovative, informal, afterschool STEM education efforts.

---

### *THE OPPORTUNITY GAP*

In addition to achievement gaps across various sub-groups, there also exists a tremendous opportunity gap between white students and those of traditional ‘minority’ groups (e.g., African American / Black and Hispanic / Latino(a) students). Unfortunately, in Florida and across the Nation, a double-edged disadvantage is common, with African-American and Hispanic children significantly more likely to live in poverty and live in neighborhoods with low-performing schools (Hernandez, 2011). Indeed, a number of studies link living in poverty with academic struggles and increased dropout rates, largely secondary to a lack of resources available to the children and families, such as academic support, positive role models, strong mentors, financial support, and emotional support (Isaacs & Magnuson, 2011). Specific to financial support, the Urban Institute (2014) found a growing wealth disparity between white families and African-American and Hispanic families, with the average difference in wealth growing from \$230,000 in 1983 to over \$500,000 in 2010. This wealth gap helps explain some of the divergence in opportunities between upper-income families and lower-income families. For instance, in the last 40 years, upper-income families have increased their spending on out-of-school activities by \$5,300 per year, while lower-income families increased by only \$480 per year (Brooks, 2012).

The direct impact of such opportunity gaps is not theoretical – rather it is clearly supported by disappointing statewide achievement data. For instance, Florida improved in both mathematics and reading achievement across the state among 4th grade and 8th grade students (NAEP, 2017). More specifically, from 2003 to 2017, 4th grade students increased 12 percentage points in reading and 12 percentage points in mathematics, while 8th grade students increased 4 percentage points in mathematics and 9 percentage points in reading. However, African American students had an average mathematics score that was 22 points lower than that for White students, while Hispanic students had an average score that was 14 points lower than for white students – worse than the gap that was present in 2003. This demonstrates the achievement gap is not narrowing at a desired rate, with opportunity gaps one of the primary reasons for such continuing gaps.

## CLOSING THE ACHIEVEMENT GAP

The academic achievement gap between students from lower- and higher-income families has grown by 40% in 30 years.

Consistent participation in high-quality afterschool programs can help eliminate the achievement gap.



Learn more at [www.afterschoolalliance.org/AA3PM](http://www.afterschoolalliance.org/AA3PM)

[cepa.stanford.edu/sites/default/files/reardon%20whither%20opportunity%20-%20chapter%205.pdf](http://cepa.stanford.edu/sites/default/files/reardon%20whither%20opportunity%20-%20chapter%205.pdf)  
<http://expandinglearning.org/research/vandell>

To help close the opportunity gap, afterschool and summer learning programs can provide valuable services, such as low-cost (or free) safe and supervised environments, academic enrichment opportunities, and healthy snacks and meals. The Afterschool Alliance (2013) found that 84% of afterschool programs serving predominantly African-American youth and 70% of programs serving predominantly Hispanic youth reported an increase in enrollment in the past three years due to greater demand for services for children, such as provision of food or access to technology. Moreover, African-American and Hispanic parents of children not enrolled in an afterschool program were significantly more likely than the general population to say they would enroll their children in an afterschool program if one were available – with 61% (4.1 million) African-American parents saying that they would enroll their children in quality afterschool programs if programs were available and 50% (4.2 million) Hispanic parents





saying they would enroll their children if programs were available. The demand for summer learning is even higher, with 75% of African-American and 70% of Hispanic families saying they would enroll their children in a summer learning program, if one were available to them.

However, the America After 3PM (2014) report shows parents in low-income and minority households were also more likely to report a lack of available afterschool programs in their community, more likely to perceive cost as a significant barrier to participating in the already limited opportunities, and more likely to cite location and transportation as an additional barrier to participation. Unfortunately, the Afterschool Alliance also revealed that the majority of afterschool providers (particularly those serving African-American and Hispanic children) have budgets insufficient to meet the needs of families and communities. Nationally, unmet demand is nearly twice as high as current participation, with approximately 19.4 million children in families where afterschool programming is desired, but not available. In Florida alone, the Afterschool Alliance (2017) reports an even more dire situation, with 627,430 students enrolled in afterschool programs (with an estimated 64,541 in 21<sup>st</sup> CCCL programs), but 1,031,509 are on wait lists and/or actively searching for an affordable afterschool program within their area – meaning approximately two-thirds of Florida youth needing afterschool programs are not receiving this important opportunity, with over 500,000 children left unsupervised and alone after the school day ends. Although the cost of structured afterschool programs can cost approximately \$1,000 per student per year (based on the Afterschool Alliance estimation for 21<sup>st</sup> CCLC programs), given the high demand for programming and the struggles with affordability, it is not surprising that 89% of families in Florida support the use of public funding for afterschool programming. Moreover, 65% of families feel afterschool programming helps excite children about learning, 77% say afterschool reduces the likelihood that children will engage in risky behavior, and 84% of families say afterschool programming helps them keep their jobs. Most certainly, the need for afterschool programs far surpasses the availability for such opportunities.

---

### *SPECIFIC NEEDS*

In addition to general needs, it is imperative that high-quality afterschool programs provide activities that address specific needs of the students, families, schools, and communities served by the program. The most structured and comprehensive afterschool programs require academic components to be based on scientifically based research, and all non-academic activities to be designed to reinforce and complement the regular

academic program of participating students. Indeed, all activities and services provided within this 21st Century Community Learning Center (CCLC) program are based on established needs, aligned to specific objectives, and contain an established set of continuous performance measures to ensure high-quality academic and enrichment opportunities. The specific needs for this program can be found within the approved grant application, and are not restated within this report. Objectives and performance metrics are detailed in future sections of this report.

---

### *TYPES OF AFTERSCHOOL PROGRAMMING*

It is important to distinguish between three major types of after school programs. Child Care and Day Care (or “after care”) programs are typically the least structured programs with a primary focus on providing a supervised place for children while parents are still in work. Extracurricular programs are typically more structured, school-run programs with a primary focus in single areas (e.g., after school band, football, debate, etc.). Finally, “afterschool program” (or “Extended Learning Program”) is a term typically used to describe the most structured types of programs offering a wide breadth of activities to enrich the minds and bodies of participating students. The latter are those programs generally included in research studies and are more likely to receive federal, state, and local funding. Ultimately, 21st CCLC programs, including the one at focus of this evaluation, are some of the most structured, comprehensive, and diverse afterschool programs in Florida. Within Florida, 21<sup>st</sup> CCLC programs follow a highly structured model of educational enrichment and personal development through research-based and/or scientifically based programming and activities that serve the whole child, their families, and the communities where they reside.



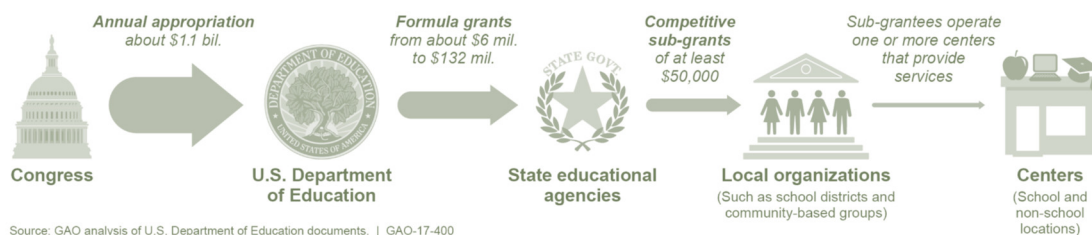
## Section 2

# THE 21ST CENTURY COMMUNITY LEARNING CENTER INITIATIVE

## THE 21ST CCLC INITIATIVE

The national need for structured afterschool programming spawned the creation of the 21<sup>st</sup> Century Community Learning Centers (CCLC) initiative in 1994, when the U.S. Congress authorized the establishment of the federal afterschool programs. In 1998, the 21<sup>st</sup> CCLC program was refocused on supporting schools to provide school-based academic and recreational activities during after school hours, summer, and other times when schools were not in regular session. The development of the *No Child Left Behind Act of 2001* brought further political focus and federal funding to after school programs, which signified the beginning of federal funding aimed at directly addressing the need for after school programs in a systematic manner. Total federal funding began with \$750,000 in 1995 and has grown to approximately \$1.206 billion dollars in 2019 (United States Department of Education, 2019). Figure 2-1 (obtained from the United States Government Accountability Office, GAO-17-400, 2017) shows the relatively complex process by which funds are awarded to individual programs.

*Figure 2-1: Overview of the 21<sup>st</sup> CCLC Grant Process (Federal to Local)*



The 21st Century Community Learning Center (21<sup>st</sup> CCLC) initiative, as outlined in federal law, is an opportunity for students to enhance and reinforce academic lessons of the regular school day, while also allowing them to learn new skills and discover new opportunities after the regular school day has ended. As described by the US Department of Education, the focus of this program “is to provide expanded academic enrichment opportunities for children attending low performing schools. Authorized under Title IV, Part B of the Elementary and Secondary Education Act (ESEA; 2015), as amended by

the Every Student Succeeds Act (ESSA) (20 U.S.C. 7171-7176; 2015), the specific purposes of this federal program are to:

*(1) provide opportunities for academic enrichment, including providing tutorial services to help students, particularly students who attend low-performing schools, to meet the challenging State academic standards;*

*(2) offer students a broad array of additional services, programs, and activities, such as youth development activities, service learning, nutrition and health education, drug and violence prevention programs, counseling programs, arts, music, physical fitness and wellness programs, technology education programs, financial literacy programs, environmental literacy programs, mathematics, science, career and technical programs, internship or apprenticeship programs, and other ties to an in-demand industry sector or occupation for high school students that are designed to reinforce and complement the regular academic program of participating students; and*

*(3) offer families of students served by community learning centers opportunities for active and meaningful engagement in their children's education, including opportunities for literacy and related educational development.*

Since the inception of the federal 21<sup>st</sup> CCLC initiative, Florida's 21<sup>st</sup> CCLC programs have been among the most structured and diverse out-of-school programs for students attending Florida's low-income, Title I school-wide-program-eligible schools. In 2018, the Florida Department of Education (FLDOE) revised the requirements for eligible schools to those identified by the FLDOE as needing support (targeted support or comprehensive support) or identified by the local school district superintendent as needing supports provided by the 21<sup>st</sup> CCLC model. Private schools were not eligible as primary targets, as they do not receive school grades in Florida, but could be served as secondary targets for student participants. This change was expected, as Title I school-wide eligibility and income status of families were removed from eligibility requirements within federal law and, as such, were also removed from criteria included by the FLDOE within the 2017 competitive proposal process. However, regardless of the changes to eligibility criteria and given overall performance of low-income schools noted in the prior section, it is not surprising that most schools from which students are targeted remain low-income and eligible for school-wide Title I supports in their respective districts. Overall, Florida remains focused on providing some of the most structured, wrap-around, and diverse out-of-school programming to students attending the state's most at-risk public schools and residing in the most at-risk communities.

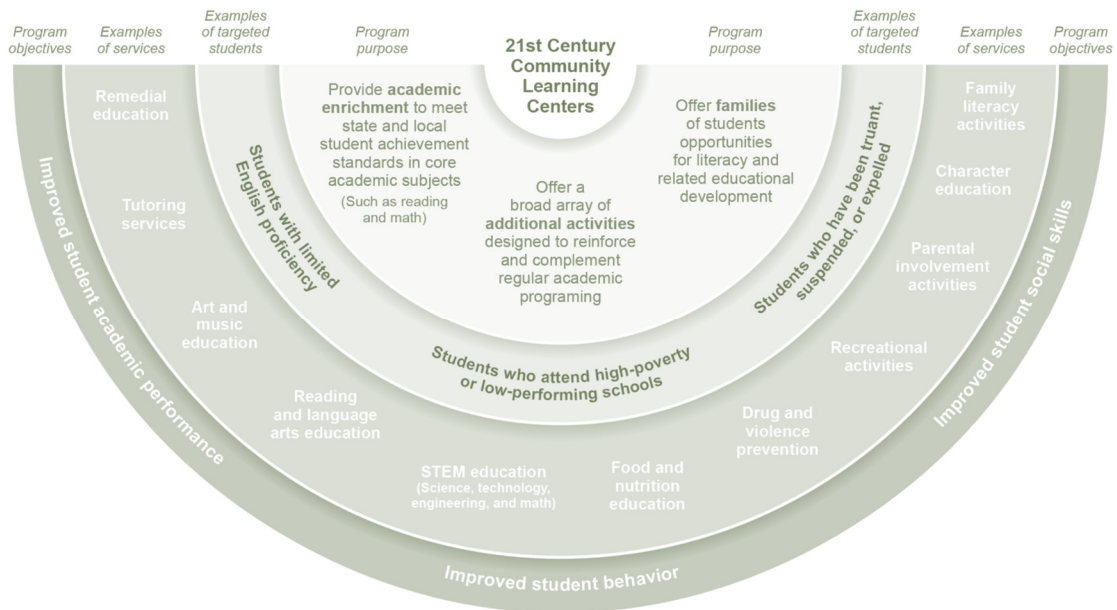


While the FLDOE allows some flexibility in operations, particularly for programs serving middle school and high school students, there are some expectations and best-practices established by the Florida Department of Education, the Florida After School Alliance (FASA), and the Florida Afterschool Network (FAN). In essence, the greatest success is found with 21<sup>st</sup> CCLC programs that operate for the entire 36 weeks of the academic year, as well as at least four (4) days and 12 hours per week. In addition, it is widely accepted that a 5-day and 15-hour-per-week program provides for the best model to allow snack/dinner, health/wellness, personal enrichment, and an hour of academic support (e.g., project-based learning, problem-based learning, etc.).

Regardless of the operational hours and grade levels of participating students, all 21<sup>st</sup> CCLC programs are required to provide each attending student a full repertoire of wrap-around services. In keeping with federal law, the FLDOE expects these services to include (1) academic remediation in reading, math, and science; (2) personal enrichment to improve academic success and educational achievement; and (3) literacy education and/or other educational development for adult family members of participating students. Older programs are required and newer programs are encouraged to ensure that all academic remediation activities are project-based, fun, creative, engaging, and enhancements to the lessons provided during the regular school day.

In addition to academic activities, 21<sup>st</sup> CCLC programs are expected to provide a variety of personal enrichment activities from the following categories allowed under federal law: (1) physical education; (2) dropout prevention and character education; (3) service learning; (4) tutoring (e.g., homework help) and mentoring; (5) arts and music education; (6) entrepreneurial education; (7) programs for limited English proficient students; (8) telecommunications and technology education; (9) expanded library service hours; and/or (10) drug and violence prevention and/or counseling. In addition to wrap-around services for each participating student, 21<sup>st</sup> CCLC programs must also assure the FLDOE that: (1) all targeted students receive services regardless of special need, (2) services are provided with safe and well-planned program facilities and transportation services, (3) there will be a high level of communication with student's schools, (4) adequate professional development will be provided for employed staff, and (5) daily snacks/meals will be provided to all participating students using other funding sources.

In essence, 21<sup>st</sup> CCLC programs provide structured, academically-focused, safe learning environments for students during non-school hours. As shown in Figure 2-2 (obtained from the United States Government Accountability Office, GAO-17-400, 2017), the 21<sup>st</sup> CCLC Program includes a wide variety of wrap-around services and activities for students and family members.

Figure 2-2: Overview of Objectives and Activities of 21<sup>st</sup> CCLC

Source: GAO analysis of U.S. Department of Education documents. | GAO-17-400

## BENEFITS OF AFTERSCHOOL PROGRAMMING

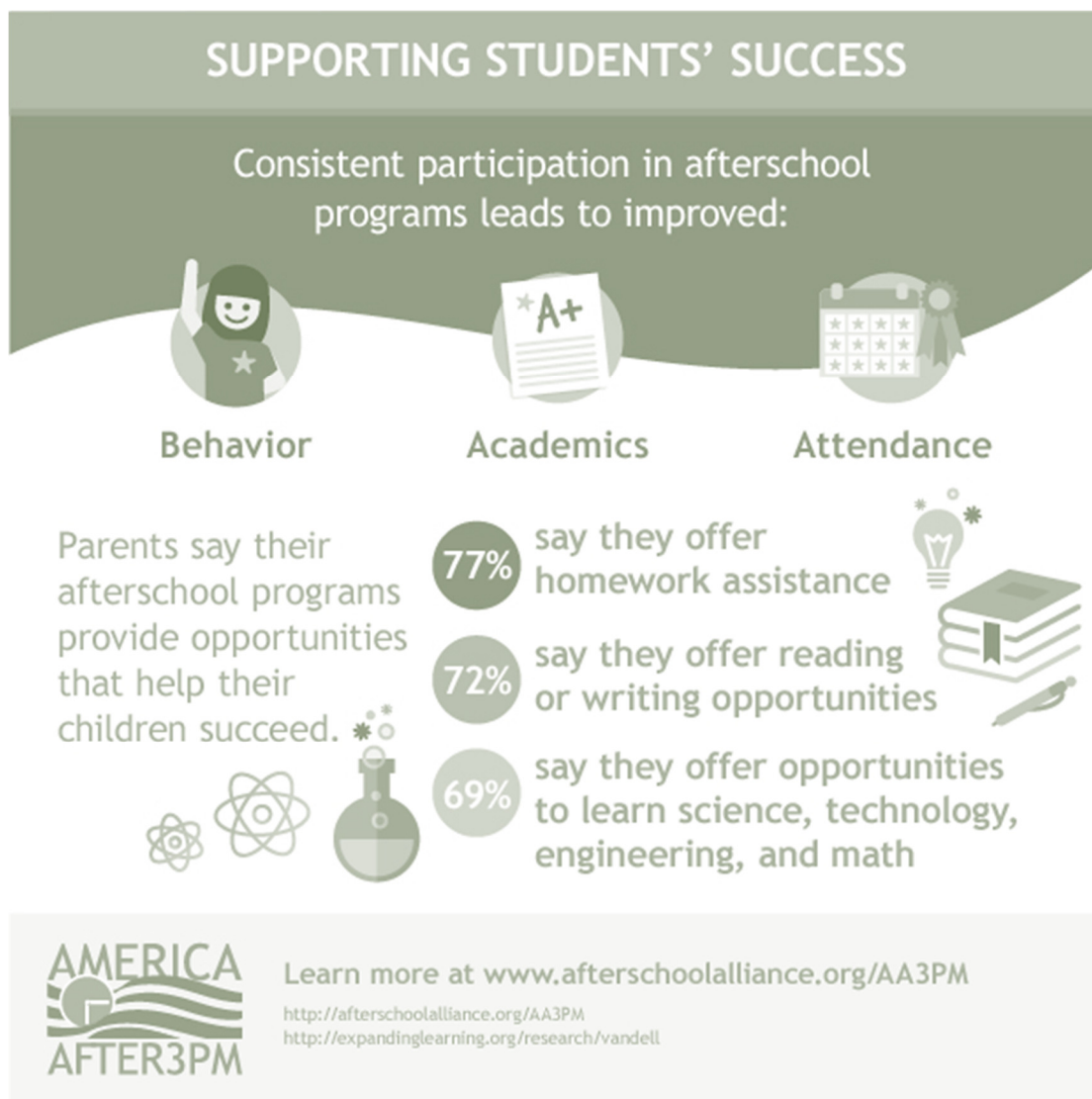
Research on the benefits of afterschool programs are generally limited to highly structured programs. With this caveat, research often shows a number of positive impacts on children and families, often depending on the types of activities offered. The most common benefit, spanning all activities and programs, is that children are kept safe and out of trouble. Many studies have shown that children in afterschool programs have a reduced incidence of juvenile delinquency, violence, and drug use. In addition, research has shown the following benefits of regular participation in a high-quality program:

- Gains in academic grades, standardized test scores, and quality of school work.
- Improved motivation and dedication to school and learning.
- Enhanced creativity and interest in school.
- Improved in-school behaviors and greater self-reported control over behaviors.
- Reduced stress for students and parents.
- Improved self-esteem, self-efficacy, and greater hope for the future.
- Improved well-being, improved physical fitness, and decrease in obesity.
- More connection to the community (particularly with service learning).





Afterschool programs can also offer many intangible benefits, such as the opportunity to engage in activities that help children realize they have something to contribute; the opportunity to work with diverse peers and adults to create projects, performances, and presentations; and the opportunity to develop a vision of life's possibilities that, with commitment and persistence, are attainable.



## *IMPACT OF AFTERSCHOOL IN FLORIDA*

Recent research has found strong evidence that afterschool programs, in general, can provide for both the academic and personal needs of participating students. Quality afterschool programs support Florida's state and local goals in education, economic development, child development, delinquency and gang prevention by providing





structured learning environments for students outside the regular school day. Florida's local citizens in major cities have repeatedly expressed overwhelming support of afterschool programs by voting for local tax to support afterschool and child development programs - with most voting for permanent taxing for these efforts. Such investments in quality afterschool have been fueled, in part, by research demonstrating the effectiveness of such programs. Unfortunately, even with over \$200M in afterschool programming in Florida, over 500,000 of Florida's K-12 youth are responsible for taking care of themselves after school, and over 1,000,000 would enroll in an afterschool program if one were available and affordable. These children spend an average of 15 hours per week engaged in unsupervised activities afterschool. A brief summary of some of the more recent research findings follows:

- In the America After 3 PM survey, Florida parents/guardians were asked about their children's regular participation in various afterschool care arrangements, with a special focus on afterschool program participation and satisfaction. The survey addressed afterschool program need and availability and sought to reveal the major barriers to afterschool program participation. The survey found that: (1) almost 750,000 (25 percent) K-12 youth are responsible for taking care of themselves after school and spend an average of 15 hours per week unsupervised afterschool; (2) 841,951 (36%) children are not in afterschool programs but would likely participate in an afterschool program if it were available in their community, regardless of their current care arrangement; and (3) more than 22,000 school age children are on waiting lists for subsidized afterschool services.
- Wesley College evaluated the Jacksonville TEAM UP program (one of the largest providers in Florida) and found: (1) better attendance rates than the rest of the students in their schools who do not attend TEAM UP (12.7% better in elementary; 6.2% better in middle); (2) better promotion rates than other children in their schools who do not attend TEAM UP (1.3% better in elementary school; 3.8% better in middle school); (3) better FCAT performance with the rate of TEAM UP students who scored at Levels 3, 4 or 5 on the FCAT being 5.8% higher in elementary school and 1.5% higher in middle school than for the overall population in their schools; and (4) of the 2,400 children in the program 30 days or more, 83.4% were promoted to the next grade level on time.
- The University of Florida (Zhang & Byrd) evaluated the 21<sup>st</sup> Century Community Learning Centers and found (1) 32.9% of 21<sup>st</sup> CCLC students improved their math scores on standardized tests and 43.5% maintained their score level; (2) 35.1%



improved their reading scores on standardized tests while 44.1% maintained their score level; and (3) 80.2% of the teachers surveyed believed kids in the 21<sup>st</sup> CCLC programs improved their overall academic performance. University of Florida researchers also found a protective effect of the 21<sup>st</sup> CCLC afterschool programs, wherein students may have been relatively equal to their peers at the beginning of the year, but demonstrated higher performance by the end of the academic year than the same peers with which they were compared.

- A Florida Tax Watch Study of all Boys and Girls Clubs of Florida found (1) overall achievement levels in terms of learning gains in reading and mathematics for Club members was greater than that of their peer reference group or the state student population; (2) members had lower rates of absenteeism at all grade levels; (3) the dropout rate for Club members was lower than that of both their peer reference group and the state student population; and (4) the graduation rate for Club members from all ethnic backgrounds met or exceeded the statewide K-12 population and comparable to that of the peer reference group. The Florida Tax Watch study also found that the average annual income of members graduating from high school rises by \$6,935 (2005 dollars). If the state dropout rate matched that of the Boys and Girls Clubs, the annual increased earnings would total over \$78 million. Beyond high school, the average annual income rises by \$13,109 for persons with some college, and \$23,396 for persons graduating college. The Florida Legislative Office of Program Policy Analysis and Governmental Accountability (OPPAGA) found that elementary and middle school participants in the Boys and Girls Clubs performed better on the FCAT in reading (elementary school only) and math at grade level versus a comparison group of students who were not in quality afterschool programs.
- The Ounce of Prevention evaluation of Florida's YMCAs program inventoried 478 teachers of afterschool students and found: (1) 85% of the children's comprehension improved due to the afterschool programming; (2) 86.3% of the children's fluency improved due to afterschool programs; (3) 76.7% achieved a minimum grade level of "C"; and (4) 93% had acceptable attendance during the school year (higher than the average acceptable attendance rate of Florida).
- Other findings include the Fight Crime: Invest in Kids survey, wherein 70 percent of police chiefs surveyed said "Afterschool and child care programs are the most effective strategy for reducing juvenile crime." A 2008 Presidential Campaign poll found that 76% of voters want state and local officials to increase funding for afterschool, believe afterschool is important to curbing the dropout rate and think

afterschool programs are important to preparing our future workforce. 83% believed there should be some type of organized activity or safe place for kids to go afterschool every day. The Council of Chief State School Officers and the National Governor's Association report students indicate that quality extended learning programs help them feel safe, maintain self-control, curtail fighting, avoid premarital pregnancy and shun risk-taking behaviors such as alcohol and drug use.

- A study of nearly 3,000 low-income, ethnically diverse elementary and middle school students found that those students who regularly attended high-quality programs (including 21st Century Community Learning Center programs) for more than two years gained up to 20 percentiles in standardized math test scores, as compared with peers who were routinely unsupervised during the afterschool hours. Even students with lower program attendance gained 12 percentiles compared with their non-participating peers. The study also found that regular participation in structured afterschool programs improved student work habits and reduced behavioral problems (Vandell, et.al., 2007).
- A meta-analysis by the Collaborative for Academic, Social and Emotional Learning (CASEL) examined 75 studies of 68 afterschool programs and found that students who participated in an afterschool program exhibited improved behavior, improved school attendance, achieved higher grades, and performed better on academic achievement tests than students who did not participate in any afterschool programming (Durlak, et.al., 2010).
- The United States Government Accountability Office (GAO) recently completed a national review of the 21<sup>st</sup> Century Community Learning Centers initiative (GAO-17-400, 2017). In addition to state surveys and some site visits, the GAO reviewed 10 studies that were determined to use methodologies appropriate to exploring the effect of 21<sup>st</sup> CCLC programs on student participants. The results were not entirely surprising, though must be cautiously generalized to Florida (which did not have a state evaluation included in the review and has not had a statewide evaluation for several years). The primary impacts of 21<sup>st</sup> CCLC programs was found to be in the realm of social-emotional learning, with such outcomes as decreased school absenteeism and decreases in school discipline issues. Unfortunately, the impact on school discipline was not corroborated by other research findings. In addition, findings from the reviewed studies indicated mixed results with impacts on math and reading achievement, though the GAO acknowledges that some of the issues with



showing impact can be attributed to the selection of the most at-risk and poor performing students at the targeted school.

- Traditionally one of the most prominent research bodies for afterschool and out-of-school time since 1983, the Harvard Family Research Project (HFRP) published a research brief in 2008 that summarized 10 years of findings. While the HFRP has now become the Global Family Research Project, they remain a seminal body for out-of-school research and support. The findings presented in the 2008 brief demonstrated that “A decade of research and evaluation studies, as well as large-scale, rigorously conducted syntheses looking across many research and evaluation studies, confirms that children and youth who participate in afterschool programs can reap a host of positive benefits in a number of interrelated outcome areas - academic, social/emotional, prevention, and health and wellness.” (Little, Wimer, & Weiss, 2008, p. 2). More specifically, afterschool programs were found to impact three primary domains: (1) improved student academic achievement; (2) improved social and emotional development (e.g., self-esteem, self-confidence, etc.); (3) prevention of risky behaviors (e.g., juvenile crime, sexual activity, drug and alcohol use, etc.); and (4) improved health and wellness outcomes (e.g., reduced obesity, improved knowledge of healthy behaviors, improved fitness, etc.).

<<----->>

## Section 3

# ENHANCING QUALITY THROUGH SUMMATIVE EVALUATION

## *THE EVALUATION PROCESS*

Given the impacts of high quality out-of-school programs, federal, state, city, and community efforts and numerous initiatives across the U.S. have established and expanded afterschool enrichment programs in both public and private settings. However, as afterschool enrichment programs move toward greater recognition and become more institutionalized social functions, they are continuously challenged to demonstrate quality by reaching more children, strengthening programs and staff, and providing adequate facilities and equipment. Indeed, program quality has already become a public concern (Halpern, 1999) and, since the early 1990s, researchers have become more interested in identifying characteristics of quality and effective after school programs for children. In fact, poor quality educational programs have been reported to put children's development at risk for poorer language acquisition, lower cognitive scores, and lower ratings of social and emotional adjustment (Scarr & Eisenberg, 1993). Although hours of program operation, program stability, and type of activities can impact children's achievement, research has established the greatest influence to be program quality (Caspary et al., 2002). In fact, Title IV, Part B of the Elementary and Secondary Education Act (ESEA), as amended by the Every Student Succeeds Act (ESSA) (20 U.S.C. 7171-7176), requires all 21st CCLC programs to undergo periodic evaluation to “assess the program’s progress toward achieving the goal of providing high-quality opportunities for academic enrichment and overall student success.”

Evaluation of program quality is integral to maintaining high quality programs and assessing progress towards achieving the primary program objectives. Program evaluation provides information for curriculum and activity adjustment, reallocation of funding, staff development, decision-making, and accountability (McGee, 1989). However, it is critically important to carefully establish evaluation procedures to effectively and accurately monitor the quality of after school programs. Towards this end, it is impossible to determine the effectiveness of an afterschool program without an in-depth assessment of all aspects of an individual program. Methods of assessment tend



to be qualitative in nature to ensure that program goals are being met, although quantitative data can often allow for more concrete conclusions about program effectiveness. Thus, a mixed method approach is typically the most advantageous, incorporating an exploration of quantitative and qualitative data (Halpern, 2002; Magnusson & Day, 1993; Miller, 2001; Owens & Vallerkamp, 2003; Piha & Miller, 2003). In general, summative evaluations and data reports to the Florida Department of Education are based on quantitative data, though the program is always encouraged to explore qualitative responses and discussions from focus groups or advisory board meetings to help qualify the data presented within formal reporting processes.

Although assessing specific activities or services is often the basis for establishing program quality, it is also important to collect data from participants, parents, and program staff. For instance, recognizing that feedback from the participants is essential to assess program quality and to encourage continued participation, a number of assessments are available to measure participant perceptions and satisfaction with afterschool enrichment programs. Numerous researchers (e.g., Byrd et al., 2007; Deslandes & Potvin, 1999; Grolnick et al., 2000) have also indicated that parental involvement in the education of their children is an important aspect of effective education programs from the elementary through high school years. Indeed, children often make better transitions in educational programs and have a more positive orientation if their parents are more involved in their learning. As such, it is important for an evaluation to include assessment of parent participation in and parent perceptions about the afterschool programs. Finally, the opinions of program staff are fundamental for recognizing the importance and future directions of after school enrichment programs. Program staff members are the first-line deliverers of the program and are best able to provide immediate feedback about program operation.

Byrd, et al. (2007) and Smith et al. (2002) have suggested that evaluating the effectiveness of structured afterschool programs necessitates the assessment of a number of variables in addition to the opinions of program participants, parents, and facilitators. These variables include: (a) characteristics of program sites; (b) program operations and finance; (c) characteristics of participants and staff members; (d) program curriculum; (e) program attendance; (f) academic achievement in test performance, school attendance, and school behaviors; and (g) prevention of delinquent behaviors and fostering of good citizenship. Other researchers have suggested that fundamental evaluations of implementing quality after school programs should generally include the following 10 areas: (a) community needs assessment, (b) clarification of goals and intended outcomes, (c) program structure, (d) curriculum content, (e) program



environment, (f) program facilities and infrastructure, (g) staff competency, (h) community partnership, (i) parent involvement, and (j) linkage to regular day school (Byrd et al., 2007; Friedman, 2003; Halpern, 2002; Magnusson & Day, 1993; Miller, 2001; Owens & Vallercomp, 2003; Piha & Miller, 2003). Finally, Baker and Witt (1996) and Byrd et al. (2007) suggested reporting community characteristics and assessing the effect of after school achievement programs on the enhancement of participants' self-esteem levels. Clearly, there exists a plethora of variables from which an individualized, effective and accurate evaluation of program quality can be generated.

---

### *EXTERNAL EVALUATOR - QUALIFICATIONS*

The 21<sup>st</sup> CCLC Program engaged The Center for Assessment, Strategic Planning, Evaluation and Research (d.b.a. CASPER) to oversee the external evaluation of this project. CASPER employees have evaluated over 600 educational programs for 19 years (with the past fourteen focused on structured afterschool programs and expanded learning opportunities). The CEO of CASPER - Charles E. Byrd, Ph.D. – was previously the executive director of the Florida 21<sup>st</sup> CCLC Statewide Administrative Project and has been engaged with the 21<sup>st</sup> CCLC project at focus in this summative report since submission to the Florida Department of Education, such that he has a tremendous foundation of knowledge about the project requirements and expectations of the Florida Department of Education. This report was prepared directly by Dr. Byrd, who also sits on the Executive Board of the Florida Afterschool Network (the developer of Florida's Gold Standards for Quality Afterschool Programs) and the Florida After School Alliance (FASA; Florida's organization to support and train afterschool professionals). Led by a professional evaluator and a licensed clinical psychologist, CASPER is a member of the American Evaluation Association and American Psychological Association.

Dr. Byrd also holds a faculty appointment as a Licensed Clinical Psychologist and Professor with the University of Florida, College of Medicine, Department of Community Health and Family Medicine. Dr. Byrd is also an Affiliate Professor in the Department of Psychology at the University of Florida (College of Liberal Arts and Sciences). Dr. Byrd began his career as a middle-school educator before being trained as an industrial and organizational psychologist specializing in program evaluation and statistics. Dr. Byrd further focused his expertise by receiving a doctorate in counseling psychology with a focus on culturally sensitive evaluation, assessment, and treatment of children, families, and those with severe and persistent mental illness. Primarily trained as a psychologist, Dr. Byrd is the author of several chapters within the Encyclopedia of





Counseling Psychology regarding intellectual assessment and high-stakes achievement testing, as well as the author of several journal articles and national/international peer-reviewed and invited presentations. Dr. Byrd has also received significant training and expertise in leadership theory, program evaluation, survey development, data management, statistics, and data analysis.

Since 2002, Dr. Byrd has received over \$3.7 million in grants as Principal Investigator, over \$7.7 million as Co-Principal Investigator, over \$4.0 million as Co-Investigator, and over \$215,000 in private donations and gifts to enhance his projects. As a grant writer, Dr. Byrd has also written over \$120 million in awarded grants for external agencies, thus providing a strong understanding and foundational knowledge of grant management, financial management, personnel management, operational design, and project leadership. Sources for funding have included the National Institutes of Health, Department of Education, Department of Transportation, EdVentures, Charles Stewart Mott Foundation, and Robert Wood Johnson Foundation. As such, Dr. Byrd is uniquely able to provide feedback and recommendations specific to the operations of the 21<sup>st</sup> CCLC program, as well as the overall administration of grants and resources.

---

### *THE SUMMATIVE EVALUATION*

For the purposes of the summative evaluation, all possible variables were assessed as reported, based on the data and deliverables provided by the 21<sup>st</sup> CCLC Program. Using all available data, the primary foci of this evaluation are: (1) operational accomplishments and challenges (e.g., staffing, teacher recruitment/retention, etc.), (2) proposed versus actual operation (e.g., days, hours, attendance), (3) status of progress towards proposed objective, (4) demonstration of progress and progress towards recommendations, and (5) recommendations for enhanced program implementation. To enhance the quality and effectiveness of the 21<sup>st</sup> CCLC program, it is necessary to establish a mechanism that links the program evaluation process with program improvement actions. As such, using a developmental model of evaluation, the Center for Assessment, Strategic Planning, Evaluation, and Research (CASPER) has worked directly with the program in identifying and implementing the recommendations provided throughout this report and/or addressed previously as ‘lessons learned’.

<<----->>



## Section 4

## OVERVIEW AND HISTORY OF A HIGH-QUALITY 21<sup>ST</sup> CCLC PROGRAM

---

### *THE DELTA ACADEMY 21ST CCLC PROGRAM HISTORY*

The District School Board of Pasco County (DELTA Academy) 21st CCLC program has been in operations under the current grant for five years, having successfully navigated the competitive grant process for the 2014-2015 program year. Since beginning services in the 2014-2015 program year, the DELTA Academy 21st CCLC program has worked to provide all services for which it was funded and has historically made progress towards the approved goals and objectives. As per the most recent grant application, the District School Board of Pasco County (DELTA Academy) 21st CCLC Program (DELTA: Determination, Education, Leadership, Talent, Achievement) was designed as a highly structured afterschool program with an overarching goal to assist students in meeting performance standards in core academic areas and to provide personal enrichment opportunities through programs and activities related to reading, mathematics, science, art, technology, music and physical activity. The DELTA Academy was implemented at three Pasco County School District middle schools (Hudson Middle School, Gulf Middle School, and RB Stewart Middle School) - each providing services to students in grades sixth through eighth. The curriculum and project-based learning activities offered to students focused on building literacy skills, while simultaneously enhancing science, technology, engineering, arts and math skills (STEAM). In addition, personal enrichment activities were provided to improve student health, physical fitness, cultural understanding, and appreciation of visual and performing arts. Adult family members were kept involved with project-based learning activities through each project's culminating activity, and were provided multiple opportunities for learning through adult literacy workshops delivered through the year.

---

### *HISTORY OF EXPERIENCE IN AFTERSCHOOL SERVICES*

Pasco Learning and Activity Centers of Enrichment (PLACE) is a school-age before and after school enrichment program operated by the District School Board of Pasco County.



PLACE is designed to provide an active and enriching environment for elementary age students, in kindergarten through grade five, who must arrive at school early, stay late and/or require supervised activities on most school holidays and throughout the summer. PLACE began in June of 1990 by opening six elementary programs that served approximately 450 students and to date the program serves over 4,800 students in 36 elementary schools daily. Students with varying backgrounds, special needs, and physical disabilities successfully participate in the program. The students are provided homework assistance, are immersed in theme based activities covering content areas of music, drama, science, technology, engineering, art, math and language arts.

Enrichment curriculum has been developed by certified teachers that align with the Common Core State Standards. Through the implementation of this enrichment curriculum, the student's knowledge acquired in the class room setting is further enhanced through the hands-on experiences, project based learning activities and other relevant experiences provided daily in the program. Physical activity is an essential element in developing a healthy lifestyle. Students are provided opportunities to participate in outdoor activities as part of their daily schedule. Beyond the development of gross motor skills- cooperative play, team building and sportsmanship are fostered through the games and activities provided.

The district office staff that provided leadership and oversight to the grant for the middle school program consists of several district office staff, as follows. Supervisor of Child Care Educational Programs: With over 32 years of experience in all aspects of early childhood and school age child care programing, the supervisor holds a Master of Business Administration degree and has worked specifically for the Pasco County School Board for over 19 years. Child Care Program Specialist: With over 22 years' experience in early childhood and afterschool programing, the specialist holds a Bachelor of Science degree in Child Development with certification in elementary K-6. Financial Accounting Analyst: The Finance Analyst, who provides direct interface with both the elementary programs and the proposed middle school programs, holds a Bachelor of Science degree in Accounting. In addition to this individual position, the district school board's Finance Services department assigns staff to assist with the financial accountability of specific grants.

---

### *PROACTIVE PLANNING: DELTA ACADEMY*

The focus of the District School Board of Pasco County (DELTA Academy) 21st CCLC program during the initial weeks of academic year operation was to plan the successful

implementation of a high-quality program while reengaging and/or enrolling students into the program. This implementation planning process helped ensure that all students, both those continuing from the prior year of operations and new student enrollees, would be afforded the most complete and comprehensive program possible without enduring significant changes that could detract from receiving the full breadth of services and/or lead to premature termination of students secondary to frustration and confusion. Unlike many other agencies initiating such a complex educational program, the outstanding ties between the District School Board of Pasco County (DELTA Academy) 21st CCLC Program and the schools and communities where services are located, as well as relationships with established stakeholders and partners, allowed for an efficient and effective implementation of the program, with services starting within the required timeframe established by the FLDOE (i.e., within two weeks of the start of the academic year).

As quality of state-funded educational programming becomes a public concern, it is imperative that program quality be more than just monitored and measured. Rather, it must be actively managed with a view towards continuous improvement and development. Within such active management, it is important to account for the impact of both program structure and delivery processes on the quality of the program. For instance, effective programs must match the developmental needs of their participants, and they must also fit the demands and resources of the particular settings in which they are implemented. A key to successful implementation of high-quality programming is to be proactive when planning and structuring the program to overcome or account for predetermined areas that may be problematic. Indeed, it is critical to take corrective actions during the design of the program, rather than waiting until corrective actions could have detrimental impacts. For such proactive planning to be successful, the DELTA Academy 21st CCLC program required a program-wide commitment to continuous quality improvement and continuous process improvement. Program staff members worked collaboratively to develop a culture of critical inquiry and ensured that quality processes and outcomes were central to the vision, goals, and priorities of all staff members and within all program activities.

In cooperation with such a proactive planning process, Elias et al. (2003) proposed the following factors associated with the successful implementation of an enduring program: (a) presence of a program coordinator or committee to oversee implementation and resolve day-to-day problems, (b) involvement of individuals with highly shared morale, good communication, and a sense of ownership, (c) employment of qualified personnel, (d) ongoing processes of formal and informal training, including the involvement of



knowledgeable experts, (e) high inclusiveness of all school stakeholders, (f) high visibility in the school and the community, (g) program components that explicitly foster mutual respect and support among students, (h) varied and engaging instructional approaches, (i) linkage to stated goals of schools or districts, (j) consistent support from school principals, and (k) balance of support from both new and seasoned administrators.

Each element of the proactive planning process rests upon high-quality leadership, effective staffing, and program visibility. The importance of a physical presence in the community cannot be understated for the purposes of proactive planning and to help establish a stronger, more dedicated staff. Over the course of the initial weeks and months of operation, the District School Board of Pasco County (DELTA Academy) 21st CCLC Program leveraged and enhanced their strong community presence developed during last year's 21st CCLC program operations, while also focusing on retaining and hiring necessary staff to implement the highest quality program for all student participants. In addition, the DELTA Academy 21st CCLC Program revised their comprehensive student enrollment packet, student application form, parent agreement/consent form, master student database, and other critical forms for the 21st CCLC program.

<<----->>

## Section 5

## PROGRAM LEADERSHIP AND STAFF CHARACTERISTICS

Regardless of the adequacy and depth of the proactive planning process, and regardless of the quantity of operations and services (discussed later in this report), implementing and maintaining high-quality out-of-school programming depends heavily upon consistently effective program management. Ultimately, program management is a process of planning, organizing, leading, and controlling program resources and the work of program staff members to achieve stated program objectives. In turn, achievement of program objectives depends upon the extent to which program activities are formulated, organized, and coordinated in terms of human, financial, and material resources. Within this process, leadership plays a vital role in establishing a new culture, developing new directions, mobilizing change, creating opportunities, and motivating staff members. The leadership model of the District School Board of Pasco County (DELTA Academy) 21st CCLC program includes a full-time site coordinator at each site (a certified teacher on special assignment largely paid through District funds, but 100% assigned to the 21st CCLC program), a full-time program director for the 21st CCLC grant, district-level managers (in-kind) with responsibilities directly to the 21st CCLC program, and other district-level staff providing support to the 21st CCLC program. .

In addition to program leaders, a high-quality program relies heavily upon well-qualified and experienced core program staff and service providers. The District School Board of Pasco County (DELTA Academy) 21st CCLC program successfully attracted experienced staff members to provide both core academic enrichment and personal growth activities to actively participating 21st CCLC students. As required by the Florida Department of Education (FLDOE), all academic-based 21st CCLC projects and services were supervised by a teacher certified by the FLDOE (note: the FLDOE does not specifically require all project-based activities to be provided by teachers, only that at least one teacher be on-site to supervise these activities – a requirement the DELTA Academy 21st CCLC program far surpasses). Personal enrichment activities are provided by certified teachers, qualified non-certified instructions, and/or a combination of staff members.



Regardless of the activity, as shown in Tables 5-1 to 5-4, the teachers and instructors appear to be adequately qualified to provide the specific activities. As per the program, all staff members have been trained in the federal and state 21st CCLC initiative, as well as the specific model proposed by the District School Board of Pasco County (DELTA Academy) 21st CCLC Program. Tables 5-1 to 5-4 also demonstrate that the program is well-staffed and is capable of maintaining the proposed ratio of students-to-teachers in both academic and personal enrichment activities. By applying the Florida Afterschool Network Standards, the program reports ensuring the staff-to-student ratio was at or below a 1:20 ratio, when possible. It is important to note that Tables 5-1 to 5-4 do not necessarily suggest that these are the number of staff each day of programming, as this indicates only the total number of staff members which have worked in the DELTA Academy 21st CCLC Program during the entire operational year (Summer 2018 and 2018-2019 Academic Year). When necessary and prudent, several staff members can share a single position and would appear as two staff within the staffing table, as required for reporting requirements. These tables provide necessary staffing information that has been required in the past for reporting to the US Department of Education through the federal reporting system (21APR) and the Florida Department of Education.

**Table 5-1: Staff Member Regular Responsibilities (Site 1)**

<b>Gulf Middle School</b>	<b>2017 Summer</b>		<b>2017-2018 Academic Year</b>	
	<i>Paid</i>	<i>Volunteer</i>	<i>Paid</i>	<i>Volunteer</i>
Administrator	--	--	--	--
College Student	--	--	--	--
Community Member	--	--	--	--
High School Student	--	--	--	--
Parent	--	--	--	--
School Day Teacher	1	--	3	--
Other Non-Teaching School Day Staff	2	--	4	--
Sub-Contracted Staff Member	1	--	1	--
Other Staffing	--	--	--	--
<b>Total Staff</b>	<b>4</b>	<b>0</b>	<b>8</b>	<b>0</b>
<b>Total Staff Paid by Other Funds</b>	<b>1</b>	<b>--</b>	<b>1</b>	<b>--</b>
<b>Total Staff Replaced within 21<sup>st</sup> CCLC</b>	<b>--</b>	<b>--</b>	<b>1</b>	<b>--</b>

\* These categories represent the regular responsibilities of program staff during the regular school day. These categories were designated by the US Department of Education for all 21st CCLC programs. Data are reported to the US Department of Education for each Site separately, rather than for the overall Program (Grantee).



**Table 5-2: Staff Member Regular Responsibilities (Site 2)**

<b>Hudson Middle School</b>	<b>2017 Summer</b>		<b>2017-2018 Academic Year</b>	
	<i>Paid</i>	<i>Volunteer</i>	<i>Paid</i>	<i>Volunteer</i>
Administrator	--	--	--	--
College Student	--	--	--	--
Community Member	--	--	--	--
High School Student	--	--	--	--
Parent	--	--	--	--
School Day Teacher	1	--	1	--
Other Non-Teaching School Day Staff	4	--	3	--
Sub-Contracted Staff Member	1	--	1	--
Other Staffing	--	--	--	--
<b>Total Staff</b>	<b>6</b>	<b>0</b>	<b>5</b>	<b>0</b>
<b>Total Staff Paid by Other Funds</b>	<b>1</b>	<b>--</b>	<b>1</b>	<b>--</b>
<b>Total Staff Replaced within 21<sup>st</sup> CCLC</b>	<b>--</b>	<b>--</b>	<b>--</b>	<b>--</b>

\* These categories represent the regular responsibilities of program staff during the regular school day. These categories were designated by the US Department of Education for all 21st CCLC programs. Data are reported to the US Department of Education for each Site separately, rather than for the overall Program (Grantee).

**Table 5-3: Staff Member Regular Responsibilities (Site 3)**

<b>R.B. Stewart Middle School</b>	<b>2017 Summer</b>		<b>2017-2018 Academic Year</b>	
	<i>Paid</i>	<i>Volunteer</i>	<i>Paid</i>	<i>Volunteer</i>
Administrator	--	--	--	--
College Student	--	--	--	--
Community Member	--	--	--	--
High School Student	--	--	--	--
Parent	--	--	--	--
School Day Teacher	3	--	2	--
Other Non-Teaching School Day Staff	5	--	4	--
Sub-Contracted Staff Member	1	--	1	--
Other Staffing	--	--	--	--
<b>Total Staff</b>	<b>9</b>	<b>0</b>	<b>7</b>	<b>0</b>
<b>Total Staff Paid by Other Funds</b>	<b>1</b>	<b>--</b>	<b>1</b>	<b>--</b>
<b>Total Staff Replaced within 21<sup>st</sup> CCLC</b>	<b>1</b>	<b>--</b>	<b>1</b>	<b>--</b>

\* These categories represent the regular responsibilities of program staff during the regular school day. These categories were designated by the US Department of Education for all 21st CCLC programs. Data are reported to the US Department of Education for each Site separately, rather than for the overall Program (Grantee).



**Table 5-4: Staff Member Regular Responsibilities (All Sites)**

<b>All Sites (Combined)</b>	<b>2017 Summer</b>		<b>2017-2018 Academic Year</b>	
	<i>Paid</i>	<i>Volunteer</i>	<i>Paid</i>	<i>Volunteer</i>
Administrator	--	--	--	--
College Student	--	--	--	--
Community Member	--	--	--	--
High School Student	--	--	--	--
Parent	--	--	--	--
School Day Teacher	5	--	6	--
Other Non-Teaching School Day Staff	11	--	11	--
Sub-Contracted Staff Member	3	--	3	--
Other Staffing	--	--	--	--
<b>Total Staff</b>	19	--	20	--
<b>Total Staff Paid by Other Funds</b>	3	--	3	--
<b>Total Staff Replaced within 21<sup>st</sup> CCLC</b>	1	--	2	--

\* These categories represent the regular responsibilities of program staff during the regular school day. These categories were designated by the US Department of Education for all 21st CCLC programs. Data are reported to the US Department of Education for each Site separately, rather than for the overall Program (Grantee).

**Table 5-5: Staff Gender Distribution (2018-2019)**

	<b>Gulf Middle</b>		<b>Hudson Middle</b>		<b>RB Stewart MS</b>	
	<i>Sum</i>	<i>AY</i>	<i>Sum</i>	<i>AY</i>	<i>Sum</i>	<i>AY</i>
Male Staff	1	3	1	1	2	3
Female Staff	3	5	5	4	7	4
<b>Total Staff</b>	4	8	6	5	9	7

\* Gender data for staff members are required for the Florida Department of Education. The proportions are overall reflective of the overall teaching staff in this District and across the nation.

In addition to staff responsibilities, the Florida Department of Education requires Florida's 21st CCLC programs to submit data on the educational levels of staff working within these state-funded out-of-school programs. Table 5-6 provides a breakdown of educational levels of staff within the District School Board of Pasco County (DELTA Academy) 21st CCLC program, as reported by the program. As shown, the majority of staff had an associate's degree or higher, with a limited number of staff members having less than a college education. It is important to note that the program utilizes some college students to assist teachers in the program, and these are necessarily reported as having only a high school degree. The program also makes use of individuals who are certified teachers but currently employed in an administrative position during the regular



school day (e.g., reading coach, behavioral resource, etc.). This does not suggest these individuals are unqualified or incapable of providing the 21st CCLC services. Overall, the staff members appear sufficiently well-educated and capable of providing the proposed 21st CCLC activities and services for which they have been assigned (e.g., teachers have bachelor's degrees or higher).

*Table 5-6: Staff Distribution by Highest Education Level*

	2018 Summer		2018-2019 Academic Year	
	<i>Paid</i>	<i>Volunteer</i>	<i>Paid</i>	<i>Volunteer</i>
Doctorate	--	--	--	--
Professional Degree	--	--	--	--
Master's Degree	--	--	--	--
Bachelor's Degree	10	--	14	--
Associates Degree	--	--	--	--
Technical Degree	--	--	--	--
High School Diploma/GED	9	--	6	--
Middle School	--	--	--	--
Elementary School	--	--	--	--
Other/Unknown	--	--	--	--
<b>Total Staff</b>	19	--	20	--

\* Staff members are indicated by their highest degree completed, such that a staff member with a doctorate is considered to also have the lower-level educational degrees. Education status is not necessarily an indicator of program quality, so long as the assignments to staff match their experiences and abilities. There is no indication that the staff members within this 21st CCLC program were unqualified to perform their assigned duties.

### ***QUICK FACTS*** ***21st CCLC Staffing***

***20 AY Staff Members***  
***6 AY Certified Teachers (30%)***  
***3 AY Paid By Other Funds (15%)***

***Staff Turnover:***  
***1 Staff Replaced during Summer 2018***  
***2 Staff Replaced during AY 2018-2019***



---

### *STAFF TURNOVER*

The 21st CCLC program provided data on staff turnover during the course of the 2018-2019 program year (Summer 2018 and 2018-2019 Academic Year). As demonstrated by submitted data, the program had some turnover during the course of the program year, with 3 staff members leaving the program and being replaced by another staff member in the same position. This is not necessarily an indicator of program quality problems, as there are a number of non-performance reasons for staff members to depart the program (e.g., moving to new area, finishing their college degree, finding a new full-time job, being promoted, etc.). There are also performance-based reasons for staff turnover, such as the program firing a staff member due to poor performance or a staff member resigning under duress. However, the program did not provide specifics about why these staff left the program (as it would be inappropriate to distribute this information outside the agency) and such information was not requested of the program by the evaluator. Regardless of the reasons for the staff turnover, the DELTA Academy 21st CCLC program is encouraged to internally explore why the limited number of staff left the program and ensure the program is being implemented in such a way as to promote satisfaction and engagement of all staff members, as well as the students. Should DELTA Academy decide to continue an afterschool program, such internal exploration can help ensure higher staff satisfaction and retention in any future iteration of a structured afterschool program.

---

### *STUDENT-TO-STAFF RATIOS*

The School Board of Pasco County (DELTA Academy) 21st CCLC Program worked to keep ratios both within the limits established by the Florida Afterschool Network Gold Standards and the approved grant application. For the purposes of project-based academic activities, the program strived to keep the ratio at 10 students per staff member, using non-instructional personnel to help keep ratios as low as possible. During personal enrichment activities, the program maintained slightly higher ratios of 20 students per staff member. Overall, the Pasco County (DELTA Academy) 21<sup>st</sup> CCLC program is adhering to both the approved grant application and Florida's gold standards for out-of-school programming.

---

### *CERTIFIED TEACHERS*

The Florida Department of Education required that the District School Board of Pasco County (DELTA Academy) 21st CCLC Program provide academic activities supervised

or provided directly by a certified teacher - particularly those related to core academic subjects (i.e., reading, writing, mathematics, and science). The 21st CCLC program was not required to have certified teachers provide all aspects of the lesson plans, only that the activities be provided while a certified teacher supervised the activities, although best-practices for afterschool programs would have certified teachers directly provide the academic activities to maximize impact and effectiveness. As noted, the program utilized a total of 6 certified teachers for use primarily during the English Language Arts, mathematics, science, and homework assistance components of the 21st CCLC program. Overall, the District School Board of Pasco County (DELTA Academy) 21st CCLC program reports having utilized certified teachers as proposed in the approved grant application, approved budget narrative, and required by the Florida Department of Education.

---

### *STAFF DEVELOPMENT AND TRAINING*

Effective leadership requires a great deal of wisdom, skill, and persistence to design and implement a quality educational program; and the leadership process is vital to ensure that stakeholders (e.g., program staff, students, teachers, parents, and community partners) are equipped with the skills they need to help achieve and support program objectives. Indeed, effective leadership will engage students, parents, teachers, counselors, and administrators, while also providing them with the necessary support to help bridge achievement gaps through program activities. Towards this end, conducting quality assessments, offering professional training, and providing technical assistance are necessary elements for an optimal education program and can have measurable effects on students' academic performance and social behaviors.

To support student services through the 21st CCLC program, the School Board of Pasco County (DELTA Academy) 21st CCLC Program Director and district leadership provided staff development for those hired to provide 21st CCLC services. The Pasco School Board requires staff to be certified in First Aid and CPR within 90 days of being hired with the exception of the counselors. Specific medication administration, blood borne pathogens training, program policies, program procedures and program goals are also provided through the district office. A professional development calendar was developed and implemented through the Pasco Learning and Activity Centers of Enrichment (PLACE) office. This professional development plan included topics such as program expectations, staff expectations, best practices and procedures, curriculum implementation, budgeting and grant objectives.



Trainings provided to active 21st CCLC staff members included formal training on the 21st CCLC initiative, as well as training on specific activities provided under the 21st CCLC initiative. All staff were required to participate. In addition, a selected group attended the 2018 Afterschool Kick-off Conference, the FASA 2018 Afterschool Conference, and the Pasco Schools PLACE 8<sup>th</sup> Annual Afterschool Conference. In addition to program and policy training, staff members were provided more informal in-vivo trainings from the program leadership, including walkthroughs, demonstrations, and guided implementation of 21st CCLC project-based learning activities. A list of professional trainings dates and topics are available from the program, though have included 21<sup>st</sup> CCLC Grant trainings, curriculum trainings, project-based learning training, teambuilding training, technology training, program progress reporting, student safety training, and other 21<sup>st</sup> CCLC trainings designed to improve student management and enhance academic progress.

<<----->>



## Section 6

# PARTNERSHIPS AND PROGRESS TOWARDS SUSTAINABILITY

---

## *VISION AND DESIRED RESULTS*

**Vision:** The Pasco County 21st CCLC program is an out-of-school time enrichment program for students provided at no cost to the families or communities. The vision of the Pasco County 21<sup>st</sup> CCLC program was to support and prepare students for global citizenship in the 21st century by providing them with enhanced skills and tools necessary to function in a global economy. Fun, hands-on, project-based learning activities were offered to all students that incorporated: science, technology, engineering, the arts and math (STEAM), physical activity, healthy living and sports instruction. Homework assistance and targeted tutoring was also provided to students by certified teaching staff in needed academic areas. In addition to providing academic and personal enrichment, the staff built caring and positive relationships with all students – thus serving the needs of the whole child.

**Results Orientation:** Overall, the District School Board of Pasco County 21st CCLC program was focused on providing services with the highest potential for positive impacts on students and families, while remaining within the restrictions and requirements of the US Department of Education and Florida Department of Education. Ultimately, the program had positive impacts on both the students and schools where services were provided, with many impacts immeasurable and still others not to be realized for many years (when these children go to college and/or begin a career). Students demonstrated improved academic achievement through course grades, improved knowledge through pre-post assessments, and improved school behaviors. The students self-reported a high level of impacts from participating in the program, as did their parents and adult guardians. Teachers also reported a positive impact of the program on students, including the provision of outstanding and engaging activities that supported the students' overall interest in education and provided additional resources for the academic success of participating students. Detailed outcomes are provided in the following sections of this summative evaluation report.



***Strategies for Achieving Results:*** The Pasco County 21st CCLC program was open to all students in the school where services were located, though was limited to the number of students that could be safely accommodated with the available staffing each day. The program provided a variety of wrap-around activities, including academic enrichment through project-based learning and personal enrichment through support activities. The service and delivery strategies included: (1) inclusion of the academic-focused projects and themes that linked to the regular school day; (2) use of strong curriculum that provided for seamless integration of science, math, reading, and writing; (3) utilization of certified teachers to provide project-based learning and academic-focused activities; and (4) incorporation of reading and writing into projects connected with the curriculum and project-based learning environment. As required by the FLDOE, the program also included a breadth of wraparound services to help motivate children and retain their participation, having learned new strategies over the course of the five years of this grant, such as providing dinner to students on a daily basis to help improve mental alertness and engagement, providing physical fitness and wellness activities to engage both the mind and body, and integrating visual art activities to reinforce academic lessons. Overall, the program made use of the most appropriate strategies for engaging students and progressing towards achieving the desired results.

---

## ***COMMUNITY RELATIONSHIPS***

One of the goals of the District School Board of Pasco County (DELTA Academy) 21st CCLC program is to continue activities beneficial to students and their families after the five-year project period is over. Programs received 100% funding for the first two years of the program, followed by 20% funding reductions in final three years. Therefore, programs were required to demonstrate how the program would become self-sustaining both within and beyond the five years of initial funding. In addition, all programs in Florida are expected to maintain the size and scope of their programs and are forbidden from reducing the quantity or quality of services, the number of children, or the length of operation to account for the reduced funding. Moreover, Florida 21st CCLC programs are not generally permitted to charge any fees to students or parents in association with 21st CCLC programming without authorization from the Florida Department of Education (FDOE) and this program has not received such authorization.

Structured afterschool program costs vary widely, depending on the organization and other funding available to the organization. For instance, as noted, all 21st Century Community Learning Centers are federally-funded and are generally prohibited by the

Florida Department of Education from charging any fees for eligible students. Other programs (such as some Children Services Councils) receive local funding from tax dollars to provide free or inexpensive services to students (generally a sliding-scale fee, if charged). Still other programs receive charitable donations (e.g., Boys and Girls Clubs) and charge minimal or no fees to students. The costs associated with structured afterschool programs that do not receive external funding are often dependent on the level of services provided, such that the programs with the most expensive activities (e.g., out-of-state field trips) will result in a higher cost to families. Nationally, the average cost of structured afterschool programs are between \$1,500 and \$2,500 annually. When taking into account the number of hours and days of services provided to 21st CCLC students within Florida's 21st CCLC programs, the annual funding is generally an average of \$1,000 per student, which is less than half that of most other structured afterschool programs. As such, marketing and sustaining the program are critical even in the early years of 21st CCLC program operations.

Certainly, with such high costs, sustainability is an extraordinarily difficult task for 21st CCLC programs across the nation. The location of program services generally had little, if any, services prior to the implementation of the 21st CCLC program, which often gives competitive applications an edge due to higher unmet needs and gaps in achievement. However, when a community is in such dire need for afterschool programming, yet has no resources and no support for such services, it is highly unlikely that this situation will significantly change in the short period of time during which 21st CCLC programming is provided. As such, when 21st CCLC funding ends, programs often find themselves in the same situation as before funding – with families unable to afford an afterschool program, communities unable to provide resources for such programming, local businesses with limited funding to support child programming, and agency budgets wholly unable to afford the high-quality and teacher-driven activities at the same level of operations.

In fact, the United States Government Accountability Office (GAO) issued findings against the US Department of Education for failing to provide effective technical assistance to states in addressing the challenges of helping 21st CCLC sub-grantees continue operating after federal funding ends (a requirement of the federal law). The GAO noted that 35 states reported centers often faced challenges in providing the same levels of services without 21st CCLC funding, and 20 states reported that sub-grantees often reduce the level of services or cease operations when 21st CCLC funding ends. Some states indicated that as few as 10 percent of 21st CCLC sites are able to maintain any level of services following the end of 21st CCLC funding. The difficulty in



sustaining programs is largely due to the lack of available state and local funding, with school district budgets already strapped in providing mandated services, and Florida has very limited state funding directed explicitly to providing out-of-school programming.

**Strategic Partnerships:** Regardless of the difficulties faced by the nation's 21st CCLC programs, federal law requires sub-grantees to have a plan for sustainability and ideally show progress towards implementing the sustainability plan throughout the funded years of 21st CCLC programming. As per the GAO, about half the states reported having programs with some success towards sustainability, with the primary methods of sustainability being charging student fees, obtaining private foundation funding, and obtaining public and non-profit funding (e.g., from universities). As with most 21st CCLC programs, the most prominent and strongest foundation of sustainability planning is the development and maintenance of high-quality partners that provide free or discounted services, staffing, and materials.

As such, although 21st CCLC objectives do not specifically address the importance of developing, maintaining, and enhancing partnerships and sustainability, it would be remiss for this evaluation to ignore the progress of District School Board of Pasco County (DELTA Academy) 21st CCLC Program in such efforts. The DELTA Academy 21st CCLC Program engaged and received support from a number of partners that assisted with developing, implementing, evaluating, and sustaining the 21st CCLC program over the course of the past five years of operations. Table 6-1 provides information on partnerships developed and/or maintained during the 2018-2019 program year (past reports detail partnerships in past years). It is anticipated that the program will use these partnerships to help ensure programming continues into the next academic year, regardless of whether the program obtains a new 21st CCLC program and/or other federal grant to continue services.

**Table 6-1: Summary of Partners and Contractors**

Agency Name	*Type of Organization	Subcontract (Yes/No)	Estimated Value (\$) of Contributions	Estimated Value (\$) of Subcontract	Type of Service Provided
Pasco County ASEP	SD	No	\$109,558	--	Funding
Animal Rescue Service **	CBO	No	\$25	--	Activities
Baycare	HBO	No	\$1,000	--	Activities
Crystal Springs Preserves **	GOV	No	\$50	--	Activities
Family Nutrition Program	CBO	No	\$250	--	Activities
Florida Fish and Wildlife **	GOV	No	\$50	--	Activities

Agency Name	*Type of Organization	Subcontract (Yes/No)	Estimated Value (\$) of Contributions	Estimated Value (\$) of Subcontract	Type of Service Provided
Gary Hatrick	CBO	No	\$300	--	Staffing
Happy Acts **	CBO	No	\$125	--	Activities
Happy Wells **	HBO	No	\$50	--	Activities
Home Depot **	FPO	No	\$150	--	Materials
Marines **	OTH	No	\$25	--	Activities
Michael Karaszkiwick **	CU	No	\$150	--	Activities
Michelle Torres **	OTH	No	\$500	--	Staffing
NaNooze **	FPO	No	\$350	--	Materials
New Port Richey Fire Dept. **	GOV	No	\$50	--	Activities
New Port Richey Police Posy **	GOV	No	\$50	--	Activities
New Port Richey Public Library **	LIB	No	\$50	--	Activities
One Blood of Pasco County **	HBO	No	\$100	--	Activities
Pasco County Animal Services **	GOV	No	\$50	--	Activities
Pasco Mosquito Control **	GOV	No	\$50	--	Activities
Phil Goodman **	OTH	No	\$100	--	Activities
PHSC Athletic Department **	CU	No	\$100	--	Activities
Power You(th) **	HBO	No	\$25	--	Activities
Publix **	FPO	No	\$200	--	Funding
Therapy Dogs of West Pasco **	CBO	No	\$75	--	Activities
USF Nutrition Extension	CU	No	\$500	--	Activities
Wells Fargo	FPO	No	\$800	--	Activities
<b>TOTAL</b>			<b>\$114,733</b>	<b>--</b>	

\*School District (SD), Community-Based or other Non-Profit Organization (CBO), Nationally Affiliated Nonprofit - Boys & Girls Club (BGC), Nationally Affiliated Nonprofit - YMCA/YWCA (YMCA), Nationally Affiliated Nonprofit - Other Agency (NPOO), Faith-Based Organization (FBO), Charter School (CS), Private School (PS), College or University (CU), Regional/Intermediate Education Agency (IEA), Health-Based Organization (hospital/clinic/etc.) (HBO), Library (LIB), Museum (MUS), Park/Recreation District (PRD), Other Unit of City or County Government (CNT), For-Profit Entity (FPO), Bureau of Indian Affairs School (IAS), Other (OTH)

**Building Community Support:** The Pasco County 21st CCLC program engaged in numerous methods to reach out to potential partners, finding some success during the 2018-2019 program year. Partnerships are critical to the sustainability of both the afterschool and summer programming, as well as helping provide new ideas to enhance the implementation of the program and the experiences of the participating students. Overall, the program developed many new partnerships with a focus on enhancing the



programming for students during the 2018-2019 program year, rather than an eye towards sustainability beyond the end of the grant funding period. New partners are listed in Table 6-1 with “\*\*\*” – with the program developing 21 new partnerships in the 2018-2019 program year. These new partners were mostly small donors or activity providers (e.g., providing trainings or one-time activities for students), with none of these partners (or existing partners) providing the level of funding or donations necessary to fully fund the 21<sup>st</sup> CCLC program after the end of federal funding.

---

## ACCOUNTING FOR CHANGE

***Developing Internal Strengths:*** The District School Board of Pasco County is one of the larger school districts in Florida and has utilized tremendous internal capacity and strengths to grow the 21st CCLC program. Over the past five years, Pasco County contributed hundreds of thousands of dollars to help grow and sustain this program at the level originally proposed. This has included part of the program director salary, part of the site coordinator salary (to bring them full-time as site coordinators without adding burden to the grant budget), the district’s “After School Enrichment Programs” office (ASEP), the district’s research and evaluation unit that provided tremendous support to the program (in-kind), and the individual schools that provided all levels of facility and administrative support (e.g., space, utilities, support staff, and media center support). The District School Board of Pasco County also provided all the teachers and program directors with tremendous professional development support beyond that provided under the grant – such as teaching strategies, incorporation of technology to support instruction, classroom management, etc.

***Strategies for Development:*** The Pasco County 21st CCLC program was designed to specifically address the needs of students, particularly in terms of academic achievement in science. The program was designed to address the national need for incorporation of informal and hands-on academic-focused activities to help students perform better on state assessments and consider pursuit of college degrees and careers after high school. The District School Board of Pasco County conducted a thorough needs assessment at the beginning of the program (when writing the original application) and engaged in needs-based programming in each year thereafter. Follow-up needs assessments were conducted each year following the release of standardized test scores, and incorporated results from pre-post assessments and stakeholder surveys (i.e., student, teachers, and parents). While the FLDOE did not permit significant changes over the course of the five years, the program was able to make minor changes and incorporate additional



curriculum and materials to address new needs or previously unrealized needs. At the end of the fifth year, the District School Board of Pasco County again conducted a needs assessment in determining whether to continue providing the 21st CCLC program by applying for a new grant under the competitive RFP process. Ultimately, the District School Board of Pasco County reapplied for funding for this 21st CCLC program.

***Adaptability to Change:*** The District School Board of Pasco County, as with any larger school district, is replete with changes to strengthen and improve services to students and communities. Some of these changes impacted the 21st CCLC program over the course of the five years – primarily staffing and management changes. However, in every instance, the new staff and managers were as strong and as supportive of the 21st CCLC project. Therefore, the Pasco County 21st CCLC project was able to adapt to all district changes and continued the program as originally proposed. The only changes where the 21st CCLC project was unable to adapt quickly was when the changes were made outside the district offices - namely when decisions were made at the school level that impacted the project (e.g., removing a teacher, new principal, etc.). These situations were very rare over the past five years, and all were resolved such that the Pasco County 21st CCLC program was able to continue without significant changes.

---

## ***STRATEGIC FINANCING***

***Resource Requirements:*** The primary resource requirements for the 21st CCLC program were staffing and materials (curriculum). The curriculum costs were rather minimal over the course of five years, with the materials costs more substantial due to the hands-on nature of the projects and the consumable nature of most supplies. Aside from those costs, staffing was the most critical and most expensive component of this program, with each school requiring several certified teachers and several enrichment instructors to support the afterschool programming. The cost for sustaining the overall program as provided, without other funding or in-kind services, would likely cost more than the annual grant amount to run the program over the past five years. It is estimated this type of comprehensive program would cost over \$1,000 per student.

***Cost Management:*** The District School Board of Pasco County utilized standard methods to control the funding for this project, according to standard Cost Accounting Standards. The program was overseen by the program director, the director of the After School Enrichment Programs (ASEP), a budget director, an assistant superintendent, and the superintendent. All expenditures were overseen by a variety of divisions and departments responsible for the budget, payroll, and oversight of compliance for all



funds expended. By contributing a significant amount of in-kind services, the district also demonstrated a coordination of resources and control of costs – with the district covering all costs for facilities, utilities, administrative support, copies, and office materials (among other support discussed above). Overall, this allowed the Pasco County 21st CCLC program to operate as efficiently as possible.

**Revenue Enhancement:** The only method of funding the sustainability of the Pasco County 21st CCLC program at this time lies with either (1) the receipt of new competitive RFPs for 21st CCLC programming or (2) establishment of a fee-based program for those families that can afford to pay for a similar program. None of the partners can continue to support the 21st CCLC program at the level necessary to provide the same level of services. All the materials and supplies can continue to be used within the same curriculum, such that this is not considered a significant cost that would inhibit sustainability. The primary costs for sustainability are the teachers to provide the 21st CCLC program services (fee-based programs rarely use certified teachers due to the cost of such expertise). The After School Enrichment Programs never moved into sustainability exploration, as the intention was to reapply for 21st CCLC funding to continue the program. Ultimately, without a new 21st CCLC grant, this program is unlikely to continue providing services with the same model of programming.

---

### **21<sup>ST</sup> CCLC ADVISORY BOARD**

One of the most impactful methods of engaging partners and other stakeholders is through membership on the 21st CCLC Advisory Board. As per data provided by the program, the Advisory Board developed by the District School Board of Pasco County (DELTA Academy) 21st CCLC program is comprised of a number of important stakeholders and adheres to the requirements of the FLDOE, though the program is encouraged to review the FLDOE requirements to ensure the advisory board continues to meet requirements in future years. While the 21st CCLC Advisory Board is a specific requirement from the Florida Department of Education for all 21st CCLC programs, it can be a tremendous asset to enhance program quality of utilized correctly. For the DELTA Academy 21st CCLC program, the role of the advisory board was to provide important feedback and advice to the 21st CCLC program in matters regarding programmatic refinements and improvements. The list of Advisory Board members provided by the program demonstrates a good mix of individuals and stakeholders, thus ensuring the Advisory Board has the experience and skills necessary to provide guidance to enhance the 21st CCLC program.

The Florida Department of Education requires at least two meetings of the Advisory Board during the course of the program year, and the DELTA Academy 21st CCLC Program has complied with these requirements. Ultimately, the Advisory Board at each site met on at least two occasions, once in the Fall and once in the Spring. It may be necessary to have more than two board meetings in the course of the year, which is certainly acceptable to the FLDOE, as it would be considered an enhanced level of engagement. The program is encouraged to consider how to blend the 21<sup>st</sup> CCLC board meeting with the school's SAC meeting, which generally happens monthly. The program should work with the FLDOE Program Development Specialist for their grant to discuss the requirements for such a blended model (e.g., having a separate agenda for 21<sup>st</sup> CCLC, ensuring the 21<sup>st</sup> CCLC is represented, and having a separate sign-in sheet). The program is also encouraged to work on the maintenance of a 'living' list of Advisory Board members and meeting dates in a single repository for the entire program (all sites).

---

### *PROGRAMMATIC INFORMATION DISSEMINATION*

A proactive implementation plan, including hiring quality staff and establishing a visible community presence, is further enhanced by strong information dissemination and marketing. In this regard, the District School Board of Pasco County 21st CCLC Program focused efforts on disseminating information throughout the communities and schools housing 21st CCLC student participants. The program reports sending brochures home with students in the Fall and prior to the Summer program (these brochures were professionally designed in-kind by the PLACE program), as well as distributing announcement flyers at both school and community events throughout the year. In addition, emails were sent to site locations prior to training activities, a program calendar was sent via email to all staff, Connect Ed calls were used to announce program activities to all parents throughout the district, posters (provided in-kind) were hung at each front office to showcase the Academy, and site coordinators utilized the school news to announce the program and events to students throughout the school. In addition to these resources, the 21st CCLC Program utilized the district's existing online infrastructure for disseminating information about educational services, which was already used as a resource by a wide range of stakeholders. The website was updated to include a specific section for 21st CCLC, which was updated monthly (or more often). The website includes calendars, program information, schedules, behavior procedures, parent handbook, student project examples, and other information necessary for students, parents, and stakeholders. The program also utilizes an on-site "21st CCLC Announcement Board," where families can read about monthly activities, view special



events, and see photos and projects created in the 21st CCLC program. The program reports that the website has been the least effective means for communication because it is hard for some parents to access the internet, though the program reports the flyers and hard-copy announcements have been the most successful means for communication.

### 21<sup>st</sup> CCLC Website

<https://myasep.com/delta/>

<<----->>

## Section 7

## 21<sup>ST</sup> CCLC PROGRAM OPERATIONS

---

### *REQUIRED PROGRAM OPERATIONS*

According to the U.S. Department of Education (USED), the majority of 21st Century Community Learning Centers previously funded directly by the USED were open at least 15 hours per week, and the Florida Department of Education has generally encouraged programs to maximize service hours, with most current 21st CCLC programs in Florida operating at least 12 hours per week afterschool. To best serve the children of working families and reduce potential confusion, centers must establish consistent and dependable hours of operation. The Every Student Succeeds Act (ESSA) revised the 21st CCLC federal law and specifically indicates that 21st CCLC services must be provided outside the regular school day or during periods when school is not in session (e.g., before school, afterschool, evenings, weekends, holidays, or summer). The 21st CCLC program may offer services to students during normal school hours only on days when school is not in session (e.g., school holidays or professional development days). However, federal law allows limited 21st CCLC activities to take place during regular school hours (e.g., those targeting adult family members or pre-kindergarten students), as these times may be the most suitable for serving these populations.

---

### *SUMMER 2018 OPERATIONS*

The District School Board of Pasco County (DELTA Academy) 21st CCLC Program is currently in the fifth year of operations, such that operations during the Summer of 2018 must be reported to the US Department of Education (USED) as part of the 2018-2019 operational year. Unlike the state-defined budget financial period (August 2018 – July 2019), the program operational year is defined by the USED and governs the submission of data to the federal data collection system. Data on Summer 2018 operations were already submitted in May to the USED using the new federal online data collection submission system (21APR), and data presented in this report are fully consistent with the data reported to the federal government. The DELTA Academy 21st CCLC Program



began providing Summer 2018 services on June 4, 2018 and ended on August 3, 2018, for a total of 44 days of service. As shown in Table 7-1, the program operated an average of 5 hours per day, thus offering a total of 220 hours of summer programming to eligible 21st CCLC students. Activities provided during the summer have already been submitted to the Florida Department of Education through the online deliverables system. Any impact of summer programming reported by the program is reflected in the objectives analysis section of this evaluation report.

*Table 7-1: Summer 2018 Operations*

	Total number of <u>weeks</u> THIS site was open:	<u>Typical</u> number of days per week THIS site was open.	<u>Typical</u> number of hours per week site was open		
			WEEKDAYS	WEEKDAY EVENINGS	WEEKENDS
Gulf Middle	9	44	25	--	--
Hudson Middle	9	44	25	--	--
RB Stewart Middle	9	44	25	--	--

*Note: Summer 2018 Operations have already been reported to the US Department of Education in May, 2019.*

## 2018-2019 ACADEMIC YEAR OPERATIONS

The District School Board of Pasco County (DELTA Academy) 21st CCLC Program is in the fifth year of operations and received an official award letter from the Florida Department of Education (FLDOE) authorizing them to begin providing the out-of-school programming approved in the grant application, though was required under the program assurances to begin programming even if the award letter was not received by the second week of the academic school year. The District School Board of Pasco County (DELTA Academy) 21st CCLC Program began providing 21st CCLC academic-year services on August 13, 2018, within the required starting date established by the FLDOE within the original Request for Proposals under which this grant was funded. The program ended academic year operation on May 29, 2019, for a total of 180 days of academic year operation. Within the approved application, the DELTA Academy 21st CCLC program was approved by the FLDOE to operate an afterschool component during the regular school year with slightly different hours and days of services across sites due to the specific needs of targeted student populations. In general, the afterschool component was proposed to operate for 4 hours per day, 5 days per week, for 180 days during the course of the school year. Ultimately, based on submitted data, the District School Board of Pasco County (DELTA Academy) 21st CCLC Program appeared to operate the 21st CCLC as proposed for afterschool operations.





Table 7-2 provides a summary of the overall academic year operations of the District School Board of Pasco County (DELTA Academy) 21st CCLC Program during the 2018-2019 academic year. As detailed in the following section of this summative evaluation, all programming is open to any eligible 21st CCLC student. Also, as mentioned previously, this 21st CCLC program was specifically developed to improve academic achievement, motivation and dedication to education, and personal growth and development.

**Table 7-2: 2018-2019 Academic Year Operation**

	Total number of weeks site was open	Total number of days site was open	Typical number of days per week site was open	Typical number of hours/week site was open				TOTAL number of days site operated			
				Before School	During School	After School	Weekend/Holiday	Before School	During School	After School	Weekend/Holiday
Gulf Middle	36	180	5	--	--	15	--	--	--	180	--
Hudson Middle	36	180	5	--	--	20	--	--	--	180	--
RB Stewart Middle	36	180	5	--	--	15	--	--	--	180	--

*\*The 21st CCLC statute specifically indicates that services are to be provided outside the regular school day or during periods when school is not in session (e.g., before school, after school, evenings, weekends, holidays, or summer). However, activities targeting prekindergarten children and adult family members may take place during regular school hours as these times may be the most suitable for serving these populations.*

### **SUPPLEMENTAL SNACK AND MEAL REQUIREMENT**

All 21st CCLC programs in the State of Florida are required to provide food to all actively participating 21st CCLC students during program operational hours. More specifically, each 21st CCLC program must provide supplemental meals when the program is open as follows: (1) daily, nutritious snack when operating only during after-school hours; (2) daily, nutritious breakfast and snack when operating during both before-school and after-school hours; and (3) daily, nutritious breakfast, lunch, and snack when operating on non-school days (dependent on hours of operation). In Florida, as in many states, the afterschool snack is often the final meal for many children each day, such that it is imperative the snacks are large enough and nutritious enough to provide important nutrients to the children. However, Florida rules disallow the use of state funding to purchase meals and/or food items, such that funding for snacks/meals cannot be drawn from 21st CCLC funds and must come from other sources (e.g., grocery store donations, private donations, private foundations or endowments, etc.). Finally, as 21st CCLC programs serve primarily low-income students, programs in Florida are not



permitted to charge students for any costs associated with supplemental snacks and meals. Ultimately, the District School Board of Pasco County (DELTA Academy) 21st CCLC Program uses non-grant funds to provide a free, daily, nutritious snack, as required, to each student participating in the 21st CCLC program. In addition, the program provides a daily dinner to each student in the afterschool program, providing USDA-approved nutrition to every student, an outstanding addition to the overall 21st CCLC initiative and further enhancing the immeasurable impacts of this program.

---

## ***SAFETY REQUIREMENTS***

Safety of students participating in Florida's 21st CCLC programs is of the highest priority to the Florida Department of Education (FDOE). Within Florida, each 21st CCLC program must demonstrate that students will participate in structured activities in a safe environment, supervised by well-trained and caring staff. To this end, each program provides a safety plan that, at a minimum, describes the following: (a) how the safety of children will be maintained on-site (e.g., requiring parent sign-out, checking identification, presence of school resource officer) and during off-site activities (if applicable), (b) how personnel hired to work at the center will meet the minimum requirements set forth by the district or agency and that the personnel will have all required and current licenses and certifications where applicable, (c) how safe transportation needs will be addressed, (d) how families will safely access the program's services, and (e) how the community learning center will assure that students participating in the program will travel safely to and from the center. The safety plan is available directly from the 21st CCLC program.

***On-Site Safety:*** The district utilizes the HMS, GMS and RBSMS school campuses for the DELTA Academy 21st CCLC Program. Each school facility has developed a district approved crisis intervention plan. The DELTA Academy 21st CCLC Program, which operates during non-school hours, developed a modified after hours district approved crisis intervention plan. Regularly scheduled fire, disaster, inclement weather, and lock down drills are conducted. The district utilizes school resource officers who are housed on middle and high school properties and are available to any school in their region on an "as needed" basis.

***Travel To and From Site:*** All transportation, with the exception of field trips is provided by students' parents, guardian or designee. Field trip transportation is provided by district licensed and approved school buses and school bus personnel

**Off-Site Safety:** Transportation for off-site activities is provided by district licensed and approved school buses and school bus personnel. Students are provided with an identification bracelet in case of emergency, which contains the first name of the child, the school name and phone number. Additionally, chaperones are provided at a 1:10 ratio and attendance and emergency records are kept with the site coordinator at all times during the off-site activity.

**Meeting Safety and Accessibility Standards:** As a district school board program, the District School Board of Pasco County DELTA Academy 21st CCLC Program complies with all applicable state and federal laws.

<<----->>



## Section 8

# STUDENT ENROLLMENT AND STUDENT ATTENDANCE

---

## *STUDENT RECRUITMENT AND ENROLLMENT*

The ultimate purpose of designing a high-quality, research-based, and well-rounded 21st Century Community Learning Center (CCLC) program is to recruit, retain, and serve students in low-income areas that are at-risk for lower levels of academic achievement. The focus of any program, whether it is in Florida or elsewhere in the nation, falls squarely upon the students being served. Even with outstanding activities, well-planned schedules, high-quality staff, and continuous professional development, a program will only have wide-spread and significant impact if they are able to recruit and retain the participation of eligible students and their family members. As such, to better understand the population of students and families impacted by the 21st CCLC program, this section provides information about attendance, enrollment, and demographics of those students participating in the District School Board of Pasco County (DELTA Academy) 21st CCLC Program activities during the operational components described in the prior section.

---

## *21ST CCLC REQUIRED TARGET POPULATIONS*

**Students:** Florida's 21st CCLC after school programs are designed to help students meet state and local academic achievement standards in core academic subjects, particularly those who attend low-income, low-performing schools. Across the state of Florida, the 21st CCLC program targets at-risk students from kindergarten to twelfth grade. Depending on the year in which they were awarded, recipients target only those students attending schools eligible for Title I School-Wide Program services, attending schools with at least 40% low-income families (as demonstrated by free and reduced-price lunch status), attending schools receiving school-grades of 'D' or 'F' in the year prior to funding, attending schools identified for targeted assistance or comprehensive assistance, or attending schools identified as needing support by the local superintendent. In 2017, the Florida Department of Education (FLDOE) revised the requirements for

eligible schools to those receiving a school-grade (calculated and provided by the FLDOE) of a “D” or “F” in the academic year prior to the submission of the competitive application (private schools were not eligible as primary targets, as they do not receive school grades in Florida, but could be served as secondary targets for student participants). In 2018, the Florida Department of Education (FLDOE) revised the requirements for eligible schools to those identified by the FLDOE as needing support (targeted support or comprehensive support) or identified by the local school district superintendent as needing supports provided by the 21<sup>st</sup> CCLC model. Private schools were not eligible as primary targets, as they do not receive school grades in Florida, but could be served as secondary targets for student participants. This change was expected, as Title I school-wide eligibility and income status of families were removed from eligibility requirements within federal law and, as such, were also removed from criteria included by the FLDOE within the 2017 competitive proposal process. However, regardless of the changes to eligibility criteria and given overall performance of low-income schools noted in the prior section, it is not surprising that most schools from which students are targeted remain low-income and eligible for Title I supports in their respective districts. Overall, Florida remains focused on providing some of the most structured, wrap-around, and diverse out-of-school programming to students attending the state’s most at-risk public schools and residing in the most at-risk communities.

***Students with Special Needs:*** In accordance with State and Federal laws, Florida’s children with special needs that meet enrollment criteria for the 21<sup>st</sup> CCLC program must be afforded the same opportunities as children in the general population. Eligibility for funding under Florida’s 21st CCLC initiative requires all programs to demonstrate the capacity to equitably serve students with special needs. In Florida, students with special needs include those who may be identified as Limited English Proficient (LEP), homeless, migrant, or with a physical, developmental, psychological, sensory, or learning disability that results in significant difficulties in areas such as communication, self-care, attention or behavior, and are in need of more structured, intense supervision. In Florida, no child may be excluded from the 21st CCLC program, regardless of the level or severity of need, provided that they can be safely accommodated.

***Adults and Families:*** In addition to services for eligible students, federal law allows 21st CCLC funds to support services to family members of participating students. Within Florida, all 21st CCLC programs are required offer some level of services to support parent involvement, family literacy, and/or related educational development. As per federal law, the 21st CCLC program may only propose services to adult family members



of students actively participating in the 21st CCLC program. In Florida, services for adult family members cannot extend beyond the dates of the ongoing program for students.

---

### *PROPOSED TARGET POPULATION*

The District School Board of Pasco County proposed the DELTA Academy 21st CCLC Program to target three middle schools: Hudson Middle School (HMS), Gulf Middle Elementary School (GMS), and R.B. Stewart Middle School (RBSMS). When the proposal was first written, HMS served 747 students, GMS served 809 students, and RBSMS served 976 students - with all schools having sufficient student bodies to attract the proposed number of students. While all students at these schools and private schools in the area are eligible to participate in all components of the program (after school, holidays, and summer), the program is necessarily limited to serving 60 students per day at each of the three sites (a total of 180 students across all sites).

---

### *STUDENT ENROLLMENT*

Any actualized impact of the 21st CCLC program requires successful implementation of the recruitment and enrollment plan, thus ensuring the highest level of student participation. Within the first month of academic year operation, the District School Board of Pasco County (DELTA Academy) 21st CCLC Program had already enrolled a total of 127 students (109.48% of the proposed daily attendance). Table 8-1 provides data on student enrollment success for each month of 21st CCLC operation during the 2018-2019 operational year (Summer of 2018 and 2018-2019 academic year). As shown, the 21st CCLC program recruited a limited number of student participants after the first month of operation.

While the enrollment numbers may exceed the proposed daily attendance, this is an important characteristic of successful 21st CCLC programs, as students may have other options afterschool (sometimes even going home alone) and not all enrolled students come each day. The program has been encouraged to keep track of the daily attendance to avoid exceeding the approved student-to-staff ratios. Ultimately, across all sites, the program did not enroll a sufficient number of students to allow for the proposed average daily attendance to be met by the end of the program year. The District School Board of Pasco County (DELTA Academy) 21st CCLC Program provided a total of 67,704 student service hours during the 2018-2019 operational year.



*Table 8-1: Cumulative Student Enrollment by Month of Operation*

Month	Gulf MS	Hudson MS	RB Stewart MS	Total
June	29	23	75	127
July	1	--	4	5
August	42	21	45	108
September	5	7	1	13
October	8	1	2	11
November	1	1	2	4
December	4	--	--	4
January	5	1	--	6
February	3	--	--	3
March	--	--	--	0
April	3	--	--	3
May	--	--	1	1
TOTAL	101	54	130	285
% Total Students	35.4%	18.9%	45.6%	---
% Proposed	229.5%	192.9%	295.5%	245.7%

*Note: The 21st CCLC program began operations in June, which is the first month shown in this table. It is possible that students were actually enrolled prior to this month (on paper), but those students are grouped into the first month of operations to reduce confusion (as that is the first month during which they attended).*

## REGULAR STUDENT ATTENDANCE

In addition to student enrollment (representing the number of students attending the 21st CCLC program for at least one day of activities), it is important to explore daily student attendance. Attendance, as an intermediate outcome indicator, reflects the breadth and depth of exposure to afterschool programming. The District School Board of Pasco County (DELTA Academy) 21st CCLC Program collects data on both (1) the total number of students who participated in 21st CCLC programming over the course of the year, and (2) the number of these students meeting the United States Department of Education (USED) definition of “regular attendee” by participating in 21st CCLC activities for 30-days or more during the program year. The first indicator (total participants) can be utilized as a measure of the breadth of the DELTA Academy 21st CCLC Program’s reach, whereas the second indicator (regular participants) can be construed as a partial measure of how successful the program was in retaining students in 21st CCLC services and activities across the program year.



The US Department of Education has determined the minimum dosage for afterschool programs to be impactful is 30 days of student attendance. As such, the US Department of Education requires data to be reported separately for students that attended at least one day (i.e., enrolled) and those attending at least 30 days of 21st CCLC activities (i.e., regularly participating students). While this “dosage” has not been clearly supported by research, data is presented consistent with this threshold in order to match data reported to the US Department of Education.

As defined by the US Department of Education, it is reasonable to assume that regular attendees are more likely to represent those students who have received a sufficient 'dose' of the 21st CCLC programming for it to have a positive impact on academic and/or behavioral outcomes. In order to show progress towards this federal metric, Table 8-2 provides a breakdown of total enrollment versus regular attendance (i.e., those who attended at least 30 days). As shown, the District School Board of Pasco County (DELTA Academy) 21st CCLC Program was somewhat successful in retaining student participants – achieving a 61.8% rate of regular attendees compared to total enrollment. This is higher than many 21st CCLC programs across the country, and particularly impressive for a middle school program serving a population with large proportions of low-income, at-risk, 'tweenage' students. In general, any proportion over 50% suggests successful retention and student engagement. The program is encouraged to explore the reasons why the moderate proportion of students left the program and, if necessary, consider procedures or programmatic changes that could increase the overall rate of regular participation. It is likely that increased and more regular attendance will result in more positive academic and behavioral outcomes.

**Table 8-2: Student Enrollment: Total vs. Regular (2018-2019)**

	Total Enrollment (Attending at least one day)				Regularly Participating Enrollment (Attending at least 30 days)			
	Summer 2018 Only	Academic Year 2018-19 Only	Both Summer/ Academic Year	Total	Summer 2018 Only	Academic Year 2018-19 Only	Both Summer/ Academic Year	Total
Gulf Middle	20	71	10	101	2	50	10	62
Hudson Middle	11	31	12	54	5	19	11	35
RB Stewart MS	46	51	33	130	11	35	33	79
TOTAL	77	153	55	285	18	104	54	176

*Note: The Summer 2018 program only operated 44 days, therefore it is possible (but highly unlikely) for any student attending only the summer program to have attended 30 days or more.*

## AVERAGE DAILY ATTENDANCE

For the purposes of this evaluation, in addition to assessing progress towards regular student attendance, it is also important to explore whether the program is making progress towards meeting the proposed average daily attendance of student participants. This statistic serves several purposes for 21st CCLC programs. First, the level of funding provided by the Florida Department of Education is based on the number of students served by the program on a daily basis, rather than the number of students simply enrolled in the program (or even the percentage of regularly participating students). The logic for using average daily attendance as the funding metric is that programs may have 100 students enrolled, but only 50 students attending each day, such that they do not need staffing and other costs to support 100 students every day. As such, average daily attendance provides a better estimation of the required resources on an average day of operation. The second purpose for this statistic relates to program impact and quality - with high average daily attendance suggesting that the program is more likely to provide students with adequate dosage to impact academic achievement and program objectives. Finally, when average daily attendance is compared to site enrollment, conclusions can be cautiously drawn about student retention and engagement – with approximately equal numbers indicating that the program has not had significant “turnover” of students. Data on the average daily attendance for the District School Board of Pasco County (DELTA Academy) 21st CCLC Program are provided in Table 8-3.

*Table 8-3: Average Daily Student Attendance*

	Summer 2018	Academic Year 2018-2019			Overall
		After School	Before School	Weekend/ Holidays	
Gulf Middle	13 (49) 26.5%	35 (44) 79.5%	--	--	53%
Hudson Middle	14 (41) 34.1%	19 (28) 67.9%	--	--	51%
RB Stewart MS	28 (55) 50.9%	44 (44) 100%	--	--	75.5%
<b>ALL SITES</b>	55 (145) 37.9%	98 (116) 84.5%	--	--	61.2%

\* Numbers in parentheses indicate PROPOSED average daily attendance. The percentage afterwards represents the percent of proposed daily attendance for that site and/or the total of all sites for that component.

\*\* “Average Daily Attendance” for each component rounded up to next whole number.

\*\*\* The US Dept. of Ed. collects data on “During School” operation, which is not provided by this program.



As part of the application approved by the Florida Department of Education, the District School Board of Pasco County (DELTA Academy) 21st CCLC Program proposed to serve an average of 145 students per day of operation in summer 2018 and 116 students per day afterschool during the 2018-2019 academic year. As shown in Table 8-3, the program achieved an overall average of 61.2% of their proposed average daily attendance across all program components. More specifically, the program achieved 37.9% of the proposed average daily attendance (ADA) in the summer of 2018 and 84.5% of the proposed ADA during the 2018-2019 afterschool component. Overall, as demonstrated by submitted data and outlined in Table 8-3, the Florida Department of Education may consider the program at 'high-risk' of not meeting the proposed and funded level of services in terms of student attendance within the summer and afterschool components. The program is encouraged to work towards increasing enrollment, while also developing a plan to increase the daily attendance of those students already enrolled. It may be necessary for the program to consider new projects, new staffing plans, or new strategies to help encourage enrolled students to attend the program more regularly. The program is encouraged to explore the site-level attendance analysis presented in Table 8-3, as the Florida Department of Education may utilize individual site attendance to determine compliance with the approved grant proposal, particularly if the average attendance across all sites places the program in the 'high-risk' category. The program may face funding reductions and/or other punitive ramifications from the Florida Department of Education due to the lower-than-expected attendance of 21st CCLC students. Table 8-3 provides the average daily attendance for each component by site to assist the program in identifying areas of issue and begin the process of developing plans to increase and/or maintain attendance in the 21st CCLC program.

---

### *STUDENT SERVICE HOURS*

While enrollment and attendance help provide some information about the success of the program at reaching the targeted student population, and while these figures are utilized by the Florida Department of Education for compliance monitoring, such information and data are limited to program-specific and site-specific analyses. In order for the District School Board of Pasco County (DELTA Academy) 21st CCLC Program to be compared to other programs in the state and/or the nation, it is important that a common statistic is used that controls for variations in days and hours of operation. For instance, a program operating only 2 hours per day afterschool would have provided half the actual services than a program operating 4 hours per day afterschool. As such, the total number of 'student service hours' is calculated (a product of the number of students per day, the

number of days per year, and the number of hours of daily operation). As shown in Table 8-4, the program provided a total of 67,704 student service hours during the 2018-2019 project operational year. Based on the approved annual budget amount, this equates to approximately \$3.9 per student service hour, lower than the average program in Florida funded at approximately \$4.50 per hour.

*Table 8-4: Monthly Attendance and 'Student Hours' (Program Total)*

Month	Avg. Days / Month ( Avg. Hrs / Day)				Students/Day				Total Student Hours
	Summer 2018	After School	Before School	Wknd / Hol	Summer 2018	After School	Before School	Wknd / Hol	
June	20 (5)	--	--	--	80	--	--	--	7,825
July	24 (5)	--	--	--	36	--	--	--	4,185
August	--	15 (3.3)	--	--	--	121	--	--	5,753
September	--	19 (3.3)	--	--	--	123	--	--	7,432
October	--	22 (3.3)	--	--	--	117	--	--	8,191
November	--	17 (3.3)	--	--	--	106	--	--	5,715
December	--	15 (3.3)	--	--	--	99	--	--	4,708
January	--	17 (3.3)	--	--	--	96	--	--	5,154
February	--	19 (3.3)	--	--	--	88	--	--	5,265
March	--	15 (3.3)	--	--	--	85	--	--	3,960
April	--	21 (3.3)	--	--	--	78	--	--	5,153
May	--	20 (3.3)	--	--	--	71	--	--	4,363
June	--	--	--	--	--	--	--	--	--
TOTAL	44 (5)	180 (3.3)	--	--	116	984	--	--	67,704

*Note: Hours per day represent the average hours per day across all sites, as proposed in the grant application.*

<<----->>



## Section 9

# STUDENT AND FAMILY DEMOGRAPHICS

## STUDENT PARTICIPANT CHARACTERISTICS

When educators, administrators, and policymakers look at the academic and developmental impacts of out-of-school programming, it is imperative that they attend to the issues of access and equity by addressing two important questions: who is being served and how equitable is the quality of services across centers. To better understand the types of students being served in 21st CLCC programming, the District School Board of Pasco County (DELTA Academy) 21st CCLC Program submitted data on characteristics of all student participants served during the 2018-2019 program operational year.

## SCHOOL GRADE LEVELS OF STUDENT ATTENDEES

Florida's 21st CCLC programs provide services to a wide range of student participants and their adult family members. To better understand the characteristics of students served by the District School Board of Pasco County (DELTA Academy) 21st CCLC Program, the program provided data on the school grade levels of those students served during the 2018-2019 program year. Of the 285 students enrolled in the 21st CCLC program, school grade levels were reported for all students. The distribution of all participating students on whom grade in school was reported is shown in Table 9-1.

**Table 9-1: Student Grade Levels: All Student Participants (1+ Days)**

	6	7	8	Unk
Gulf Middle	38	31	32	--
Hudson MS	34	11	9	--
RB Stewart MS	34	45	51	--
ALL SITES	106	87	92	--
% Total	37.2%	30.5%	32.3%	--

*Note: Grade levels are exclusive, as students can only be recorded in one grade level. % is shown as percent of total number of students with grade level data reported.*



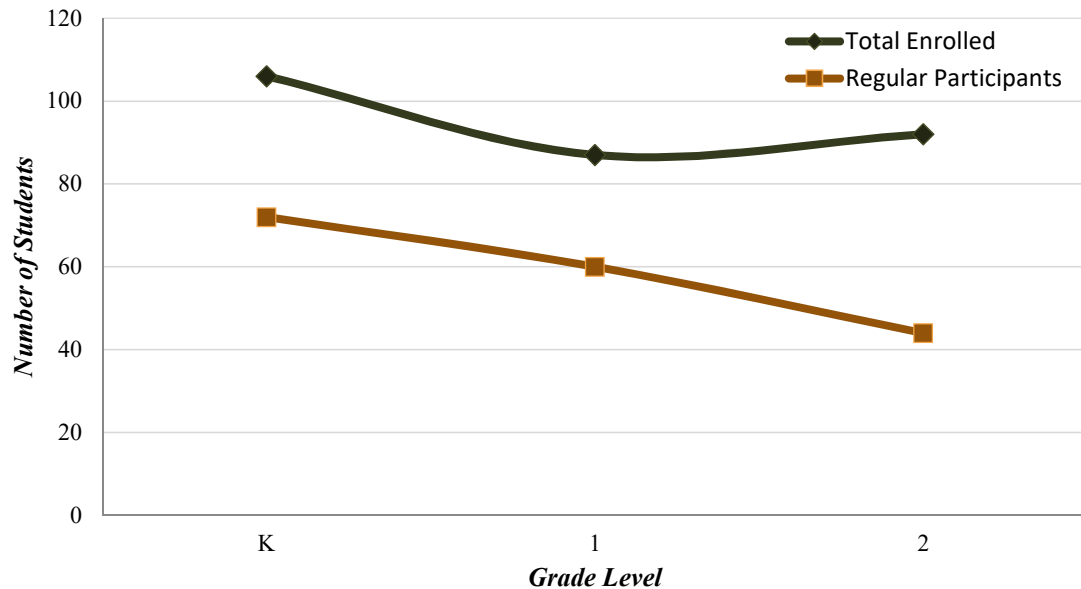
Similar to the distribution of all student participants, the distribution of regular student participants (those attending at least 30 days of programming) is presented in Table 9-2. As shown, of the 176 students regularly participating in the 21st CCLC program, school grade levels were reported for all regular students. Figure 9-1 provides a comparison of the total student participants with the regular student participants. As shown, there is no significant difference between the distributions, such that it appears the program was equally successful in both recruiting and retaining students from all grades proposed.

**Table 9-2: Student Grade Levels: Regular Student Participants (30+ Days)**

	6	7	8	Unk
Gulf Middle	30	19	13	--
Hudson MS	20	10	5	--
RB Stewart MS	22	31	26	--
ALL SITES	72	60	44	--
% Total	40.9%	34.1%	25.0%	--

Note: Grade levels are exclusive, as students can only be recorded in one grade level. % is shown as percent of total number of students with grade level data reported.

**Figure 9-1: Distribution of Student Participants by School Grade Level**



## RACE AND ETHNICITY OF STUDENT ATTENDEES

To better understand the types of students being served and to examine access to 21st CCLC services, the District School Board of Pasco County (DELTA Academy) 21st



CCLC Program also submitted racial and ethnic data about those students participating in the program. Of the 285 students enrolled in the 21st CCLC program thus far in the program year, ethnicity and race was reported for all students. Looking at all participating students on whom race/ethnicity was reported, distributions are shown in Table 9-3. Regularly participating students (i.e., those attending at least 30 days of 21st CCLC programing) had a similar distribution when looking at the 176 regularly participating students on whom such data was submitted (100% of the 176 regular participants in this program), as shown in Table 9-4. As such, it appears that the District School Board of Pasco County (DELTA Academy) 21st CCLC Program was successful in retaining students across all racial and ethnic groups. The ability of the DELTA Academy to attract and retain students from all races is a testament to both the programming provided and the commitment of the students and families enrolled in the program.

**Table 9-3: Student Race and Ethnicity: All Participants (1+ Days)**

Site Name	N	Total Student Participants						UNK
		American Indian / Alaska Native	Asian/ Pacific Islander	Black or African American	Hispanic or Latino	White / Caucasian American	Multi-Ethnic	
Gulf Middle	101	1 (1%)	--	11 (10.9%)	30 (29.7%)	50 (49.5%)	9 (8.9%)	0
Hudson MS	54	1 (1.9%)	2 (3.7%)	--	8 (14.8%)	41 (75.9%)	2 (3.7%)	0
RB Stewart MS	130	--	--	22 (16.9%)	21 (16.2%)	73 (56.2%)	14 (10.8%)	0
<b>ALL SITES</b>	<b>285</b>	<b>2 (0.7%)</b>	<b>2 (0.7%)</b>	<b>33 (11.6%)</b>	<b>59 (20.7%)</b>	<b>164 (57.5%)</b>	<b>25 (8.8%)</b>	<b>0</b>

\* Ethnicity categories are exclusive - students can be identified under only one ethnicity per federal reporting rules.

**Table 9-4: Student Race and Ethnicity: Regular Participants (30+ Days)**

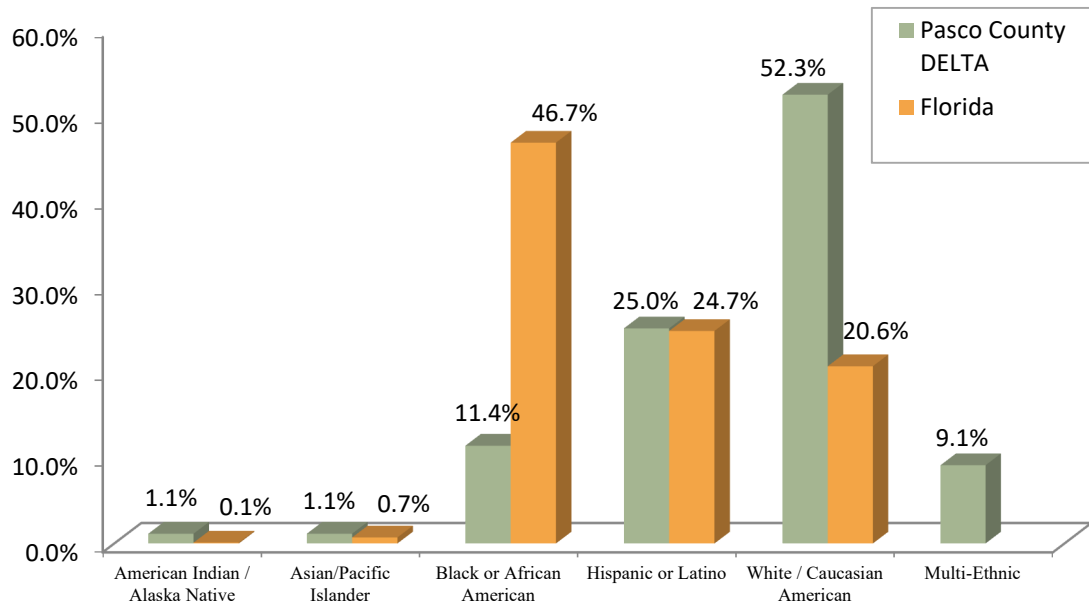
Site Name	N	Total Student Participants						UNK
		American Indian / Alaska Native	Asian/ Pacific Islander	Black or African American	Hispanic or Latino	White / Caucasian American	Multi-Ethnic	
Gulf Middle	62	1 (1.6%)	--	4 (6.5%)	22 (35.5%)	31 (50%)	4 (6.5%)	0
Hudson MS	35	1 (2.9%)	2 (5.7%)	--	7 (20%)	23 (65.7%)	2 (5.7%)	0
RB Stewart MS	79	--	--	16 (20.3%)	15 (19%)	38 (48.1%)	10 (12.7%)	0
<b>ALL SITES</b>	<b>176</b>	<b>2 (1.1%)</b>	<b>2 (1.1%)</b>	<b>20 (11.4%)</b>	<b>44 (25%)</b>	<b>92 (52.3%)</b>	<b>16 (9.1%)</b>	<b>0</b>

\* Ethnicity categories are exclusive - students can be identified under only one ethnicity per federal reporting rules.



When looking at the 62,302 students served in Florida's 21st CCLC centers during the most recent prior program year with federal data, as shown in Figure 9-2 below, the majority of student participants across Florida are from traditionally-defined "minority groups" (72.1%), with 46.67% identified as Black/African American (n=28,143) and 24.65% identified as Hispanic/Latino(a) (n=14,866). The traditionally-defined "majority group" (i.e., White/Caucasian American) represented 20.63% of the student participants served by Florida's 21st CCLC funding (n=12,440). The District School Board of Pasco County (DELTA Academy) 21st CCLC Program, as shown in Figure 9-2, is similar to the state of Florida in terms of distribution of student participants by race and ethnicity, and the programmatic distribution is proportional to the overall race/ethnicity distribution in the targeted schools.

*Figure 9-2: Distribution of Racial/Ethnic Classification: Florida vs. Program*



### *STUDENT GENDER DISTRIBUTION*

In addition to ethnicity, it is also important to understand the degree to which the 21st CCLC program achieved gender equity in their enrollment. Of the 285 students served during the 2018-2019 program year, gender was reported for 285 students (100%). Looking at those students on whom gender was reported, as shown in Table 9-5, 48.1% of student attendees were identified as male, while 51.9% were identified as female. Of the 176 regularly participating students (i.e., attending at least 30 days of programming), gender data were reported on 176 students (100%). Similar to the gender distribution of



all student participants, as shown in Table 9-5, the regularly participating student population was reported to be composed of 46.6% male students and 53.4% female students. It does not appear that activities are overly gender-biased, as the distribution of regular students is similar to that of all students.

**Table 9-5: Student Gender Distribution: Total vs. Regular Participants**

Site Name	Total Student Population				Regular Student Participants			
	N	Male	Female	Unk	N	Male	Female	Unk
Gulf Middle	101	48 (47.5%)	53 (52.5%)	0	62	27 (43.5%)	35 (56.5%)	0
Hudson MS	54	31 (57.4%)	23 (42.6%)	0	35	23 (65.7%)	12 (34.3%)	0
RB Stewart MS	130	58 (44.6%)	72 (55.4%)	0	79	32 (40.5%)	47 (59.5%)	0
<b>ALL SITES</b>	285	137 (48.1%)	148 (51.9%)	0	176	82 (46.6%)	94 (53.4%)	0

*Note: Percent shown is the proportion of students on whom gender was reported. Those with unknown genders are not included in the displayed proportions.*

### **STUDENT SPECIAL SERVICES DISTRIBUTION**

In addition to the above characteristics, another way of examining the equity and reach of the 21st CCLC program is to examine the participation of students with different special needs and backgrounds. As such, the District School Board of Pasco County (DELTA Academy) 21st CCLC Program reported data on the number of students eligible for three primary special services: Limited English Proficiency, Free or Reduced Price Lunch, and services for students with a Special Need or Disability. Of the 285 students served during the 2018-2019 program year, data on special services were reported for 285 students (100% of all enrolled students). Distributions of these students based on these demographic descriptors are shown in Table 9-6. In addition to total participants, it is important to report data on regularly participating students (i.e., students attending at least 30 days of program operations). As shown in Table 9-7, the distribution of regularly participating students in the DELTA Academy 21st CCLC Program within the identified special services were approximately equal to the distributions for all students. Overall, data show that the DELTA Academy 21st CCLC Program is providing 21st CCLC services to students that demonstrate the identified needs and target population proposed in the original grant application submitted to the Florida Department of Education. For instance, 83.5% of regularly participating students



on whom data were provided qualify for free or reduced lunch (one of the primary indicators for 21st CCLC programs in Florida).

**Table 9-6: Student Special Needs: All Student Participants (1+ Day)**

	Limited English Proficient			Identified with Disability			Free/Reduced Price Lunch		
	Yes	No	UNK	Yes	No	UNK	Yes	No	UNK
Gulf Middle	8 (7.9%)	93 (92.1%)	0	21 (20.8%)	80 (79.2%)	0	86 (85.1%)	15 (14.9%)	0
Hudson MS	5 (9.3%)	49 (90.7%)	0	7 (13%)	47 (87%)	0	48 (88.9%)	6 (11.1%)	0
RB Stewart MS	12 (9.2%)	118 (90.8%)	0	28 (21.5%)	102 (78.5%)	0	111 (85.4%)	19 (14.6%)	0
ALL SITES	25 (8.8%)	260 (91.2%)	0	56 (19.6%)	229 (80.4%)	0	245 (86%)	40 (14%)	0

Note: The figures associated with this data provide percentages based on only those students with data for the specified 'special category'.

**Table 9-7: Student Special Needs: Regular Student Participants (30+ Days)**

	Limited English Proficient			Identified with Disability			Free/Reduced Price Lunch		
	Yes	No	UNK	Yes	No	UNK	Yes	No	UNK
Gulf Middle	7 (11.3%)	55 (88.7%)	0	12 (19.4%)	50 (80.6%)	0	53 (85.5%)	9 (14.5%)	0
Hudson MS	5 (14.3%)	30 (85.7%)	0	5 (14.3%)	30 (85.7%)	0	29 (82.9%)	6 (17.1%)	0
RB Stewart MS	10 (12.7%)	69 (87.3%)	0	18 (22.8%)	61 (77.2%)	0	65 (82.3%)	14 (17.7%)	0
ALL SITES	22 (12.5%)	154 (87.5%)	0	35 (19.9%)	141 (80.1%)	0	147 (83.5%)	29 (16.5%)	0

Note: The figures associated with this data provide percentages based on only those students with data for the specified 'special category'.

## AGE OF STUDENTS

The Florida Department of Education requested all 21st CCLC programs to provide information on the age of students enrolled in the 21st CCLC program – both total enrollment and those attending at least 30 days of operation (i.e., regular attendees). Exploring the ages of students in the 21st CCLC program is not independently useful for the District School Board of Pasco County (DELTA Academy) 21st CLCC program



from a program quality perspective, but does become useful at the state level when all program data are combined. In terms of the DELTA Academy 21st CCLC Program, data on student ages are provided in Table 9-8 (all student attendees) and Table 9-9 (regular attendees). The overall distribution is expected, given the population served by the DELTA Academy 21st CCLC program and the general ages of students served in the targeted schools. Ages reported are the ages of students as of September 1, 2018 (the beginning of the school year and the date used in Florida regarding eligibility for kindergarten).

**Table 9-8: Distribution of Student Ages: All Participants (1+ Days)**

Site Name	N	Age of Students (in Years)						
		10	11	12	13	14	15	16
Gulf Middle	101	--	18	36	24	19	4	--
Hudson MS	54	--	18	20	7	4	4	1
RB Stewart MS	130	--	14	33	42	39	2	--
ALL SITES	285	0	50	89	73	62	10	1
	--	0.0%	17.5%	31.2%	25.6%	21.8%	3.5%	0.4%

*Note: Ages are for students at the start of the academic year.*

**Table 9-9: Distribution of Student Ages: Regular Participants (30+ Days)**

Site Name	N	Age of Students (in Years)						
		10	11	12	13	14	15	16
Gulf Middle	62	--	14	24	14	7	3	--
Hudson MS	35	--	11	15	4	3	2	--
RB Stewart MS	79	--	10	23	26	18	2	--
ALL SITES	176	0	35	62	44	28	7	0
	--	0.0%	19.9%	35.2%	25.0%	15.9%	4.0%	0.0%

*Note: Ages are for students at the start of the academic year.*

## STUDENT FAMILIES AND HOUSEHOLDS

The Florida Department of Education has previously requested all 21st CCLC programs to provide information on the family composition of students enrolled in the 21st CCLC program – both total enrollment and those attending at least 30 days of operation (i.e., regular attendees). More specifically, the FLDOE has previously requested programs to indicate whether students in the 21st CCLC program resided in single-parent families or





‘traditional’ families with both parents. For those students in single parent households, the programs were asked to indicate whether the students were female or male headed. As shown in Table 9-10 and Table 9-11, the program was able to obtain this voluntary information from many participating students, with 285 enrolled students (100% of all 285 enrolled students) and 176 regularly participating students (100% of all 176 regularly participating students) having such data provided. As shown, 38.6% of all students and 44.9% of regularly participating students were reported to be from single-parent households. Only 55.1% of the students on whom data were provided were from the ‘traditional’ dual-parent households. Such data further supports that the District School Board of Pasco County (DELTA Academy) 21st CCLC program was successful in targeting those students with the greatest needs.

**Table 9-10: Distribution of Family Scenarios: All Students (1+ Days)**

Site Name	N	No (Traditional Family)	Yes (Female Headed)	Yes (Male Headed)	Unk.
Gulf Middle	101	45 (44.6%)	51 (50.5%)	5 (5%)	0
Hudson MS	54	35 (64.8%)	16 (29.6%)	3 (5.6%)	0
RB Stewart MS	130	95 (73.1%)	29 (22.3%)	6 (4.6%)	0
ALL SITES	285	175 (61.4%)	96 (33.7%)	14 (4.9%)	0

*Note: Family categories are exclusive - students can be identified under only one family scenario.*

**Table 9-11: Distribution of Family Scenarios: Regular Students (30+ Days)**

Site Name	N	No (Traditional Family)	Yes (Female Headed)	Yes (Male Headed)	Unk.
Gulf Middle	62	27 (43.5%)	33 (53.2%)	2 (3.2%)	0
Hudson MS	35	22 (62.9%)	11 (31.4%)	2 (5.7%)	0
RB Stewart MS	79	48 (60.8%)	25 (31.6%)	6 (7.6%)	0
ALL SITES	176	97 (55.1%)	69 (39.2%)	10 (5.7%)	0

*Note: Family categories are exclusive - students can be identified under only one family scenario.*

<<----->>



## Section 10

# OBJECTIVES AND OUTCOMES: STUDENT AND ADULT IMPACTS

## *FEDERAL AND STATE PERFORMANCE INDICATORS*

The Government Performance and Results Act (GPRA) of 1993, was passed to help increase accountability of federal programs and ensure the highest performing and successful programs are continued while lower performing programs are discontinued. The specific purposes of the GRPA are as follows (Section 2 (b)):

1. improve the confidence of the American people in the capability of the Federal Government, by systematically holding Federal agencies accountable for achieving program results;
2. initiate program performance reform with a series of pilot projects in setting program goals, measuring program performance against those goals, and reporting publicly on their progress;
3. improve Federal program effectiveness and public accountability by promoting a new focus on results, service quality, and customer satisfaction;
4. help Federal managers improve service delivery, by requiring that they plan for meeting program objectives and by providing them with information about program results and service quality;
5. improve congressional decision making by providing more objective information on achieving statutory objectives, and on the relative effectiveness and efficiency of Federal programs and spending; and
6. improve internal management of the Federal Government.

Given the requirement to develop uniform performance measures for each federal program, the US Department of Education identified a series of specific indicators for the 21st CCLC program.

## *FEDERAL GRPA INDICATORS*

The United States Department of Education (USED) established two objectives and 14 performance measures for all 21st CCLC sub-grants funded under the federal 21st CCLC initiative. States and individual sub-grants are responsible to ensure funded centers

provide services and activities that will help ensure progress towards achieving high levels of achievement in the indicated performance measures. Most individual 21st CCLC programs have developed their own objectives based on an assessment of student and community needs. The specific objectives for the present 21st CCLC program will be discussed in the next section. The following chart indicates the two federal objectives and associated performance indicators:

***Objective 1: Participants in 21st Century Community Learning Center programs will demonstrate educational and social benefits and exhibit positive behavioral changes.***

Performance Measures
1.1 The percentage of Elementary 21st Century regular program participants whose mathematics grades improved from fall to spring.
1.2 The percentage of middle or High school 21st Century regular program participants whose mathematics grades improved from fall to spring.
1.3 The percentage of all 21st Century regular program participants whose mathematics grades improved from fall to spring.
1.4 The percentage of Elementary 21st Century regular program participants whose English grades improved from fall to spring.
1.5 The percentage of middle or High school 21st Century regular program participants whose English grades improved from fall to spring.
1.6 The percentage of all 21st Century regular program participants whose English grades improved from fall to spring.
1.7 The percentage of Elementary 21st Century regular program participants with teacher-reported improvement in homework completion and class participation.
1.8 The percentage of middle and High school 21st Century regular program participants with teacher-reported improvement in homework completion and class participation.
1.9 The percentage of all 21st Century regular program participants with teacher-reported improvement in homework completion and class participation.
1.10 The percentage of Elementary 21st Century regular program participants with teacher-reported improvements in student behavior.
1.11 The percentage of middle and High school 21st Century regular program participants with teacher-reported improvements in student behavior.
1.12 The percentage of all 21st Century regular program participants with teacher-reported improvements in student behavior.



---

***Objective 2: 21st Century Community Learning Centers will offer High-quality enrichment opportunities that positively affect student outcomes such as school attendance and academic performance, and result in decreased disciplinary actions or other adverse behaviors.***

---

**Performance Measures**

---

- 2.1 The percentage of 21st Century Centers reporting emphasis in at least one core academic area.
- 2.2 The percentage of 21st Century Centers offering enrichment and support activities in other areas.

---

### ***PROGRAM-SPECIFIC OBJECTIVES***

In addition to the objectives and outcomes developed and required by the United States Department of Education, Florida programs are provided the opportunity to develop their own individual objectives based on an assessment of student, parent, family, and community needs. In order to help ensure appropriate and challenging objectives were developed by each 21st CCLC program, the Florida Department of Education (FDOE) provided programs guidance in developing strong goals and objectives. In essence, objective-focused implementation of the 21st CCLC program helps ensure a strong, consistent, and measurable impact on the students and families served with these funds. All goals and objectives in Florida are generally program-wide, though center-specific objectives are created when needs differ by center.

---

### ***21ST CCLC PROGRAM PURPOSE AND FOCUS***

Within the state of Florida, every 21st CCLC program is required to provide a strong academic component in each of three areas: (1) reading and language arts, (2) mathematics, and (3) science. Each of these academic components must be supervised by teachers certified by the Florida Department of Education. Programs are encouraged to make each of these academic components creative, fun, and designed to foster a love of reading, math, and science – in addition to focusing all such activities on project-based learning plans approved by the Florida Department of Education. As such, the District School Board of Pasco County (DELTA Academy) 21st CCLC Program has written lesson plans for all academic activities, ensuring that the activities provided during the

21st CCLC program do not mirror the regular school day. Instead, the federal law encourages programs to design activities that reinforce topics taught during the regular day school. Florida programs are given some level of flexibility in the dosage of academic activities to provide during any specific week of operation, with each student encouraged to receive at least one hour of academic-focused, teacher-supervised activities per day of out-of-school programming. Activities must be provided in such a dosage that the program is able to meet the proposed objectives included in the grant application. Programs are not permitted to reduce the level of academic services provided to students throughout the five-year term of the grant.

In addition to academic remediation and enrichment, a second specific purpose of the 21st CCLC initiative is to offer eligible students a broad array of personal enrichment activities that reinforce and complement the regular academic program and help participating students meet local and state academic standards in core subjects. Including a variety of personal enrichment activities helps retain and attract student participants, while also providing a well-rounded breadth of experiences to help increase student commitment to the educational process. As per rules established by the Florida Department of Education, personal enrichment must include a variety of structured activities, as well as encourage active participation regardless of individual student skill levels. All personal enrichment activities must directly or indirectly support the academic achievement of participating students. According to Section 4205(A) of ESEA, as amended, 21st CCLC programs are limited to providing additional services within the following categories: Physical Education and recreation activities; Dropout Prevention and Character Education activities; Tutoring and mentoring services; Educational arts and music activities; Entrepreneurial education programs; Programs for limited English proficient students; Telecommunications and technology education programs; Expanded library service hours; and/or Drug and violence prevention and/or counseling activities. The District School Board of Pasco County (DELTA Academy) 21st CCLC Program proposed activities in several of the personal enrichment categories focused on helping targeted 21st CCLC students meet the Florida Standards and Florida's Next Generation Sunshine State Standards.

The third specific purpose of the 21st CCLC initiative is to offer families of actively participating 21st CCLC students the opportunity for literacy and related educational development. In particular, 21st CCLC programs are required to provide services designed to develop literacy or related educational skills that will enable adult family members to be supportive of the child's learning (e.g., GED preparation, computer literacy, financial literacy, parenting literacy, etc.). While programs are provided some



flexibility with regards to the level of adult family member services they provide, the program must provide a minimum number of annual activities and/or services (set by the FLDOE), and must provide enough outreach to progress towards the proposed family-based objectives. Many programs in Florida limit adult family member activities to special events (e.g., student plays) and general meetings. Secondary to the difficulty in recruiting adult family member participation in these services, it is rare for Florida programs to serve a substantial percentage of adult family members. 21st CCLC programs may only provide services to adult family members of students participating in 21st CCLC services.

---

### *NEED-BASED STUDENT OBJECTIVES*

The Pasco County School District (DELTA) 21st CCLC Program developed individual objectives based on an assessment of student, parent, family, and community needs. Each of the annual objectives, as approved by the Florida Department of Education, was designed to be measurable, quantitative, challenging (yet achievable), and assessed throughout the project year (continuous assessment). In essence, objective-focused implementation of the 21st CCLC program helps ensure a strong, consistent, and measurable impact on the students and families served. All objectives are program-wide, though center-specific objectives may be created in the future if warranted. It is noted that these objectives are as worded by the Florida Department of Education (FLDOE) using the Objective Assessment and Data Collection Tool (OADCT), with the exception of minor grammatical corrections.

1. 55% of regularly participating students will improve to a satisfactory English Language Arts grade or above, or maintain a high grade across the program year.
2. 45% of regularly participating students will achieve a satisfactory level or above on English language Arts/Writing.
3. 55% regularly participating students will improve to a satisfactory mathematics grade or above, or maintain a high grade across the program year.
4. 40% of regularly participating students will achieve a satisfactory level or above on mathematics.
5. 60% regularly participating students will improve to a satisfactory science grade or above, or maintain a high grade across the program year.
6. 40% of regularly participating students will achieve a satisfactory level or above on science.



7. 80% of regularly participating students will maintain high performance or improve their physical fitness as measured by pre-post assessment.
8. 75% of regularly participating students will maintain high performance or improve their engagement in career exploration as measured by curriculum-based assessment.
9. 75% of regularly participating students will maintain high performance or improve their core academic skills as measured by school / district records.
10. 50% of the adult family members of regularly participating students will report their knowledge (in a specified area) as measured by perceptual survey (parent).

---

### *ACADEMIC ACTIVITIES*

With established need-based objectives, the Pasco County School District (DELTA) 21st CCLC program developed and implemented project-based learning activities aligned to the approved 21st CCLC academic objectives. It is important to note that the Florida Department of Education does not require each activity to have a separate objective, such that multiple activities can be provided under a single objective and/or one activity can be provided to support multiple objectives (e.g., an objective for science might include robotics, technology, and rocketry activities; while a robotics activity can support reading, math, and science). As per federal law and state rules, programs are only permitted to provide activities that will help meet the stated objectives approved by the Florida Department of Education (i.e., objective-driven activities). The proposed activities are detailed in the approved grant application and project plans submitted by the 21st CCLC program. It is noted that the program reported submitting project plans for informational purposes and approval by the Florida Department of Education and review by stakeholders.

---

### *PERSONAL ENRICHMENT ACTIVITIES*

The Pasco County School District (DELTA) 21st CCLC Program also developed and implemented a broad array of activities aligned to at least one of the personal enrichment objectives and designed to support the academic achievement of participating students. Specific proposed enrichment activities are outlined in the approved grant application, and the program strived to adhere to those specified activities, with the addition of some project-based and problem-based learning activities that support the approved personal enrichment objectives. However, some activities were different than those proposed, as



project-based and problem-based activities tend to be “living” and can significantly change as the project progresses and students’ interest peaks about various topics. All personal enrichment lesson plans and activities have been detailed, submitted to, and approved by the FLDOE through the deliverable submission process.

---

### ***OBJECTIVE PROGRESS: STATE STANDARDIZED ASSESSMENTS***

As one of the primary GPRA indicators for 21st CCLC programs across the nation, it is important to explore data related to the progress of the Pasco County School District (DELTA) 21st CCLC Program in terms of student improvement on standardized assessments in English Language Arts (Reading), Mathematics, and Science. Within Florida, most students take the Florida Standards Assessment (FSA) in reading and mathematics towards the end of each academic year beginning in third grade, as well as Florida's State Standardized Assessment (SSA) in science at the end of the fifth and eighth grades. Overall, national data indicate that, among the 32 states submitting state assessment results for a prior school year, almost half of the regular attendees served by 21st CCLC centers scored below proficient on the mathematics and/or reading/language arts portions of their state’s assessment: with 49 percent scoring below proficient in mathematics and 45 percent scoring below proficient in reading/language arts. Within the state of Florida, a “Level 3” is considered to be at proficiency (regardless of the assessment), while levels two and one are considered 'below proficiency' and levels four and five are 'above proficiency.'

As shown by federal data submitted by Florida 21st CCLC programs from the most recent year available, 52.0% of 21st CCLC students across Florida on whom standardized assessment scores in Reading/Language Arts were provided scored below the proficiency level set by the Florida Dept. of Education. In addition, 49.8% of students on whom mathematics scores were indicated scored below the proficiency level. These results are similar to that reported by the United States Department of Education for all 21st CCLC programs across the nation, and suggest that students with the highest level of academic need are being served by 21st CCLC programs throughout the country. It is important to note that, while some students scored at the higher proficiency levels, this does not suggest they do not need the services of such a structured afterschool program. Rather, they may require less attention in certain academic subjects, but may still require the other services provided by the 21st CCLC program. As per the federal law under which this program was funded, there is no requirement that students served be the

lowest performing students, only that they exhibit specific needs where the 21st CCLC program can be impactful on their academic achievement.

Specific to students attending the Pasco County School District (DELTA) 21st CCLC Program, only the students regularly attending the 21st CCLC program (N=177) are explored regarding student impact data (as per the US Department of Education). “Regularly participating” students are the only participants considered by the United States Department of Education as having received a sufficient dosage of afterschool programming for meaningful impact analysis. Students who did not attend at least 30 days of programming, as instructed by the United States Department of Education, are not considered when reporting any impact statistics for 21st CCLC. Moreover, regularly participating students that did not attend at least one day of 21st CCLC programming during the course of the academic year are excluded when exploring all academic impacts (e.g., FSA and SSA outcomes).

#### *Prior Year State Assessments (2017-2018)*

As shown in Table 10-1, the Pasco County School District (DELTA) 21st CCLC Program successfully targeted and enrolled students with the highest educational needs based on prior year standardized assessment levels. It is important to note that not all students took the state assessments in 2017-2018. For instance, students that were not in Florida the prior year and students under third grade in 2018 would not have had the opportunity to take any version of the state assessments, students with significant disabilities precluding such testing are provided the Florida Alternative Assessment, and some students in higher grades are excused from the state assessment administration due to a variety of precipitating factors. In addition, the Statewide Science Assessment (SSA/FCAT) is only provided in specific grade levels in Florida (end of 5th grade and end of 8th grade), such that very few (if any) students taking the Statewide Science Assessment in 2018 would also take the test in 2019 (i.e., only retained 5th graders or retained 8th graders). As such, in general, the Science SSA scores may not be appropriate to assess progress of the program in the summative evaluation (though are presented here as an established indicator of general baseline performance of the student participants).

Of the 177 regularly participating students in the Pasco County School District (DELTA) 21st CCLC Program during the 2018-2019 program year, 132 (74.6%) received FSA reading scores and 135 (76.3%) received FSA mathematics scores, and 59 (80.8%) received Statewide Science Assessment scores. As shown in Table 10-1, most of the regularly participating 21st CCLC students with prior year state assessment levels were below the proficiency level established by the FLDOE – a common target population for



21st CCLC programs across the country. More specifically, 63.6% of the regularly participating students were below proficiency in reading/ELA (N=84 of 132) 54.1% were below proficiency in mathematics (N=73 of 135); and 64.4% were below proficiency in science (N=38 of 59). These proportions exceed Florida's proportions, demonstrating that the Pasco County School District (DELTA) 21st CCLC Program was more successful than most Florida programs in attracting and serving those students with the highest educational needs. These state assessment scores are important to establish a baseline of student achievement towards the end of the prior year and, with some level of accuracy, their baseline level for the present academic year. The program utilized such data to guide placement of students, selection of remedial activities, and implementation of the greatest level of differentiated instruction allowable within the highly structured 21st CCLC project-based learning model.

*Table 10-1: Distribution of Regular Students by Proficiency Level (Prior Year)*

	N	Level 1	Level 2	Level 3	Level 4	Level 5
Reading / ELA Florida Standards Assessment	132	41 (31.1%)	43 (32.6%)	31 (23.5%)	14 (10.6%)	3 (2.3%)
Mathematics Florida Standards Assessment	135	40 (29.6%)	33 (24.4%)	42 (31.1%)	13 (9.6%)	7 (5.2%)
Science FCAT 2.0	59	15 (25.4%)	23 (39%)	12 (20.3%)	6 (10.2%)	3 (5.1%)

*Note: Not all students take the various state standardizes assessments, particularly those not in Florida and those with significant limitations precluding them from taking such a structured assessment.*

### *Current Year State Assessments (2018-2019)*

In terms of current year assessment scores, the Pasco County School District (DELTA) 21st CCLC project worked to collect and provide 2019 FSA proficiency levels on all regularly participating students in tested grade levels, as well as Statewide Science Assessment (SSA) scores on any students taking such assessments (i.e., 5th and/or 8th grade students). It is noted that not all students have all standardized test scores, particularly those students that took an alternative assessment, those that were not in the country long enough to qualify for the assessment, those attending private schools, and those that were not enrolled in the school long enough to have their scores considered for the 2018-2019 assessment year. Overall, as shown in Table 10-2, of the 177 regularly participating students in the Pasco County School District (DELTA) 21st CCLC program, 177 students were eligible to take the standardized assessments in reading and mathematics (3rd grade or higher), while 44 were in grade levels eligible to take the



Statewide Science Assessment (5th or 8th grades). Of these students, the program reported FSA reading levels on 143 regularly participating students (80.8% of eligible students) and FSA mathematics levels on 143 regularly participating students (80.8%). Moreover, the program submitted Statewide Science Assessment (SSA) scores on a total of 31 regularly participating students - 70.5% of all 5th and 8th grade students participating in the program.

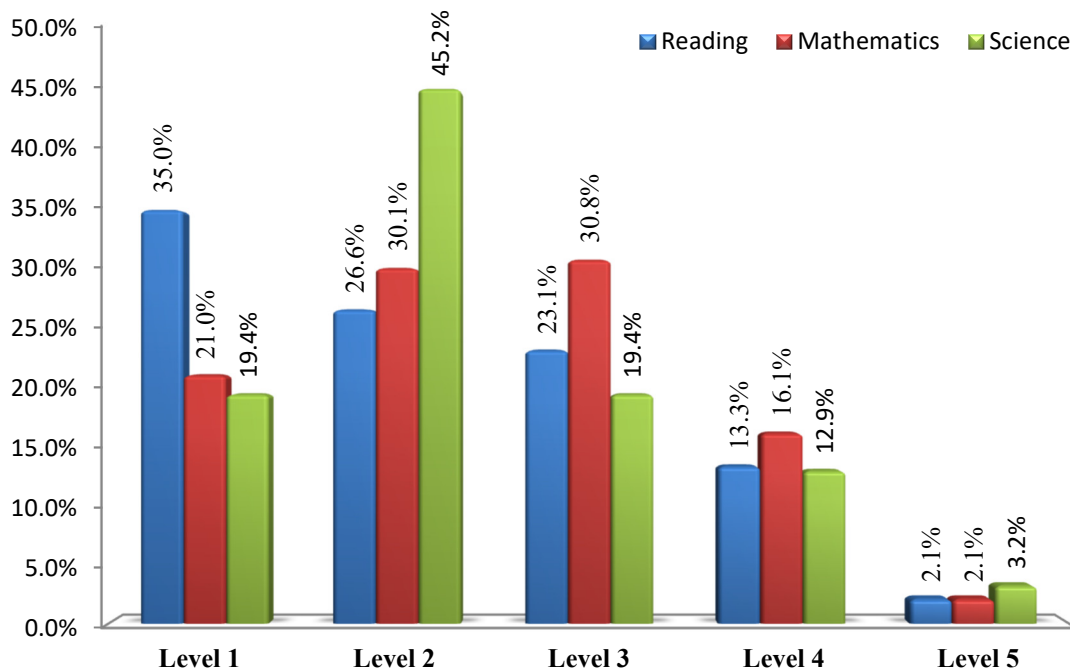
Of those regularly participating students served by the 21st CCLC program with FSA and/or SSA scores from the current 2018-2019 academic year, 61.5% were below proficient in Reading/ELA (N=88 of 143 regularly participating students with reading scores), 51% were below proficient in mathematics (N=73 of 143 with math scores), and 64.5% were below proficient in science (N=20 of 31 with science SSA scores). Moreover, 101 regularly participating students with any levels reported (69.7%) were below proficient in at least one of the core academic subjects. This demonstrates that the Pasco County School District (DELTA) 21st CCLC program was successful in targeting students with the highest educational needs. It is important to note that the Pasco County School District (DELTA) 21st CCLC program was required by the FLDOE to include FSA/SSA performance as a progress indicator in the grant application. Unfortunately, while the 21st CCLC program is likely to have a lasting impact on the lives of the students who regularly participated, the lasting impact is not fully demonstrated through a short-term impact evaluation on such single-administration assessments of expert-defined 'achievement' in these core academic subjects. The lasting impacts will be immeasurable, as the students learned how to ask and answer questions through the project-based learning process, how to be active learners, and how they can achieve their goals through education. As such, while these state standardized assessment scores may seem low, it should not be interpreted that the Pasco County School District (DELTA) 21st CCLC program had little impact on these students.

*Table 10-2: Regular Students by Proficiency Level (Current Year)*

	N	Level 1	Level 2	Level 3	Level 4	Level 5
Reading / ELA Florida Standards Assessment	143	50 (35%)	38 (26.6%)	33 (23.1%)	19 (13.3%)	3 (2.1%)
Mathematics Florida Standards Assessment	143	30 (21%)	43 (30.1%)	44 (30.8%)	23 (16.1%)	3 (2.1%)
Science FCAT 2.0	31	6 (19.4%)	14 (45.2%)	6 (19.4%)	4 (12.9%)	1 (3.2%)

*Note: Not all students take the various state standardized assessments, particularly those not in Florida and those with significant limitations precluding them from taking such a structured assessment.*



*Figure 10-1: Distribution of Students by 2019 Proficiency Levels*

Student Growth Metric Assessment: While the distribution of standardized test proficiency levels provides some indication of the potential impact of the Pasco County School District (DELTA) 21st CCLC Program on students, the ultimate goal of the evaluation process was to explore whether there was an impact of the 21st CCLC and growth of regularly participating students. In line with the objective metric required of the majority of Florida's 21st CCLC programs, it is important to understand how the statewide metric is calculated for the evaluation process (particularly in light of the aforementioned questions regarding the comparability of proficiency levels from the prior year and the current year). In essence, the FLDOE required most 21st CCLC programs to indicate the number of students that either improved from the prior year or maintained 'proficiency' or better from the 2017-2018 to 2018-2019 program year.

The distribution of scores from the current year standardized tests (2018-2019) already indicates the number of students meeting proficiency (i.e., those at Level 3 or higher), but the distribution does not indicate the number of students that improved in their proficiency level from the prior year. Comparisons between SSA and FSA scores must be done carefully and consistent with Florida Department of Education guidance on such comparisons. It is important to note that improving in proficiency level requires greater than one year of gains, as a student maintaining any level would be considered to have made at least one year of gains. Regardless, as it is a required method of assessing



performance on the state assessments, this secondary method is included within the report. Overall, of the 143 regularly participating students in the program with current year FSA reading levels, 66 (46.2%) improved their performance level from the prior year, maintained proficiency from the prior year, or earned 'proficient' or better during the current year (if no prior year scores). Similarly, of the 143 regular students with current year FSA math levels, 84 (58.7%) improved their performance level from the prior year, maintained proficiency from the prior year, or earned 'proficient' or better during the current year (if no prior year scores).

---

### ***OBJECTIVE PROGRESS: ACADEMIC COURSE GRADES***

The Government Performance and Results Act (GPRA) of 1993 was passed to help increase accountability of federal programs and ensure the highest performing and successful programs are continued, while lower performing programs are discontinued or provided substantial technical assistance from the state education agency. Given the requirement to develop uniform performance measures for each federal program, the US Dept. of Education (USED) identified a series of specific indicators for the 21st CCLC program. In addition to performance on standardized tests among 21st CCLC students, the USED chose improvement in grades in core academic subjects as one of the primary GPRA indicators for 21st CCLC.

The US Department of Education (through an online data submission system - known as 21APR) requires all 21st CCLC programs to report any substantial changes in reading/language arts and mathematics grades for regularly participating 21st CCLC students (those attending the program for at least 30 days). To report on changes in grade performance for regular attendees, programs are instructed to compare the students' first set of fall reading/language arts and math grades with the students' last set of spring grades for those participants who were regular attendees during the reporting period (the FLDOE requires the comparison to only consider the 4th quarter grades as the second comparison point). If the grades for a given student did not span the course of the entire school year (e.g., the student was only enrolled in math or reading/language arts for one semester), programs are instructed to not report grade results for the student in question. There are often some instances where programs have either reading/language arts or math grades for comparison, but not both. In such a case, the programs are instructed to report the change in student performance only for the grades available. The only exception to when a regular student should be reported is if the student only attended during the summer, and thus did not receive a dosage of the 21st CCLC program during



academic periods. For regularly participating students that attended the summer only, the USED requests that they not be included in the submission of academic course grades to the online system.

In determining which regularly participating 21st CCLC students changed in terms of course grades, the US Department of Education requires the threshold for change to be one-half letter grade (e.g., B- to B, B to B+, etc.). For each of the subject areas, programs reported the number of students that stayed the same (i.e., did not increase or decrease), the number that improved by half a grade or more, and the number that decreased by half a grade or more between Fall and Spring. For those students that did not change, programs have traditionally been provided the ability to indicate the number of such students that were already at the highest grade (e.g., "A") and, therefore, unable to improve. If using a 100-point scale, programs were instructed that a half-grade change is a decrease or increase of 5 points. If using an A-F scale, a half-grade change was described as any decrease or increase in the letter grade (e.g., for example, A to A- is a decrease and C+ to B- is an increase). If using an E-S-U (Excellent-Satisfactory-Unsatisfactory) or similar non-A-F letter-grade scale, a half-grade change is defined as a decrease or increase from one letter grade to another.

However, there is a negative bias within the method used by the USED in determining student improvement in academic achievement. Namely, 'average' or 'above average' grade maintenance should not be considered a negative indicator for student achievement, as a student performing at an "A" level at the beginning of the year and achieving a "B" level at the end of the year suggests the student has actually learned substantial information to remain at the "above average" level of performance (rather than decreasing in performance over the course of the year). Certainly, one could argue that moving from an "A" to a "D" suggests a decrease in overall performance and an apparent lack of growth in knowledge and skills. However, because the expectations of each grading period are built upon knowledge in the prior grading periods, maintenance of an 'average' or 'above average' grade suggests improvement in both knowledge and skills over the course of the year.

The purpose of the objectives proposed by the Pasco County School District (DELTA) 21st CCLC program is to demonstrate improvement in knowledge, not simple improvement in grades. Therefore, for the purposes of this summative evaluation, it is most appropriate to compare grading periods to determine whether there was knowledge and skill growth among students participating in the 21st CCLC program. The process for evaluating objectives included the identification of each student's earliest available

Fall grade for each course (first, second, or third quarter grades) and their fourth-quarter Spring course grade for the same course (students are not analyzed if they do not have fourth-quarter grades, as per instruction of the FLDOE). For some students, the second grading period is a more accurate assessment of their baseline performance prior to the mid-year, but the summative evaluation data are analyzed in keeping with the general expectations of the USED, which explores the first available Fall/Spring grade with the fourth-quarter Spring grade.

For each subject analyzed within the summative evaluation, two comparisons are presented: (1) a grade-only comparison consistent with USED guidelines; and (2) an adjusted knowledge-based comparison. The first comparison is that suggested by the FLDOE and USED for 21st CCLC programs, which requires a student to demonstrate changes in course grades from Fall to Spring by either: (1) maintaining an 'above average' grade; (2) improve from an 'average' grade to an 'above average' grade; or (3) improve from a 'below average' grade to an 'average' or 'above average' grade. Within the first comparison method, students maintaining an 'average' grade are considered to have failed to meet the expectations of the FLDOE for the purposes of the 21st CCLC program. However, this maintains the unfair bias noted above (where students increasing knowledge but maintaining an 'average' grade are excluded from being considered successful), such that an adjusted method is warranted to better describe the impact of the 21st CCLC program. More specifically, for the adjusted method, student growth and academic development were categorized into three categories: (1) Improved: this includes those students who increased at least  $\frac{1}{2}$  letter grade and those who maintained an "above average" grade from the Fall to the Spring (including moving from an A to B, remaining above average, etc.); (2) Maintained: this includes those students who maintained their grade across the Fall and Spring comparison grades (e.g., C to C, B to C, A to C, proficient to proficient, etc.); and (3) Declined: this includes those students whose course grade dropped during the course of the semesters graded (A to D, C to F, proficient to not proficient, meeting standard to not meeting standard, etc.). While the summative evaluation utilizes the terminology of the US Department of Education, it is noted that the "declined" category includes students that maintained below average grades - though it can be supposed that these students actually did decline in their academic achievement over the course of the year, and that the 21st CCLC program failed to make a significant impact on their academic performance.

For the purposes of the summative evaluation process, the Pasco County School District (DELTA) 21st CCLC Program collected and submitted academic course grades on all regularly participating students where grades were accessible. It is important to note that



not all students had accessible grades, such as students that left the district, students taking special courses that do not receive traditional grades, and students that were not enrolled in the district schools prior to attending the program. In some cases, the withdrawal of a student from the Pasco County School District (DELTA) 21st CCLC program also withdraws their permission for the program to access and report their grade-based and performance data. For grades to be compared, it is important that students have marks from at least two grading periods - generally, the first grading period and the last grading period (some students did not have the first grading period, such that the second grading period or third grading period was utilized as their baseline, as per instructions from the FLDOE). It is also noted that some students had grades submitted, but there were insufficient grading periods necessary for comparison to demonstrate growth across the academic year (e.g., the student must have fourth-quarter grades to be compared within the end-of-year analyses, as per requirements from the FLDOE).

### *Reading / English Language Arts Course Grades*

Across Florida, as shown in Table 10-3 and using the most recent statewide data available (as reported to the US Department of Education), 58.0% of regularly participating students on whom reading/ELA grades were reported to have improved their academic performance by a half-letter grade or more, whereas 42.0% maintained or declined in their grades in reading and English Language Arts. Maintenance is not considered a negative indicator, as a student performing at a 'B' level at the beginning of the year and maintaining that 'B' level at the end of the year suggests that the student has actually learned enough information throughout the year to remain at the 'average' level of performance (rather than decreasing in performance over the course of the year). As shown in Table 10-3, the proportions of students increasing, decreasing, and maintaining reading / ELA grades are relatively consistent between Florida and the Nation.

*Table 10-3: Reading / ELA Grade Changes (Florida vs. Nation)*

Change in Grade Status Reading / ELA	<i>Florida</i>		<i>Nation</i>	
	# Regular Attendees	% Regular Attendees	# Regular Attendees	% Regular Attendees
Improved / Maintained High Performance	22,122	58.00%	380,762	49.40%
Declined / Maintained Low Performance	16,020	42.00%	390,012	50.60%
Total	38,142	---	770,774	---

*Note: These data are the most recent available for the Nation and Florida, having been retrieved from the federal 21APR system in 2019 for program year 2016-2017.*



Pasco County School District (DELTA) Reading Progress: As shown in Table 10-4, the program reported reading grades on a total of 144 regularly participating students - 90.6% of the 159 regularly participating students attending the program at least 30 days total and at least one day during the 2018-2019 academic year. Data submitted by the program included 10 students with missing reading grades (i.e., having grades from only one of two comparison grading periods) and 5 regularly participating students with no reading grades reported. Assessment of reading grades compared each student's earliest reading grade of the first three quarters of the academic year and the final reading fourth-quarter grade of the academic year. Overall, using the comparison method for grades developed by the FLDOE for newer 21st CCLC programs, a total of 96 out of 144 regularly participating students with comparison grades (66.7%) demonstrated success based on their reading grade performance from the first half to the second half of the 2018-2019 academic year (e.g., from quarter 1 to quarter 4). However, the FLDOE method does not consider students who maintained 'average' grades as successful on this metric, though many education experts and statisticians believe maintaining an 'average' grade should still be considered a success and demonstrative of improved knowledge. If including 'maintenance' of average grades as meeting this metric, then a total of 110 regularly participating students demonstrated improved knowledge and skills in reading (76.4% of the regularly participating students with comparison grades), as demonstrated by those who maintained or improved to an average or above average course grade from the first half to the second half of the academic year. Based on data provided, this appears a true and accurate indicator of impacts in overall reading skills and knowledge among students in the Pasco County School District (DELTA) 21st CCLC program.

**Table 10-4: Impacts on Academic ELA Grades (Regular Students)**

Change Status	Reading Grades <i>Grade-Change Only FLDOE Method</i>		Reading Grades <i>Knowledge-Based Adjusted Method</i>	
	# Students	% Students	# Students	% Students
Met Metric	96	66.7%	110	76.4%
Did Not Meet	48	33.3%	34	23.6%
Total	144	--	144	--

*Note: The 'grade-change' method does not allow for students maintaining an average grade to be considered to have met the metric for change – those meeting the "grade change" metric must maintain an above average grade or increase their grade from below average to average or average to above average. The adjusted method allows for maintenance of an average grade or better to also be considered successful for the individual student.*



### *Mathematics Course Grades*

Across the Nation, 21st CCLC programs also reported data as to improvement in mathematics grades. As shown in Table 10-5, 60.4% of regularly participating 21st CCLC students across Florida on whom mathematics grades were reported improved their academic performance by a half-letter grade or more, whereas 39.6% maintained or declined in their math grades. As with reading grades, maintenance is not considered a negative indicator, as a student performing at a 'C' level at the beginning of the year and maintaining that 'C' level at the end of the year suggests that the student has learned enough information throughout the year to remain at the 'average' level of performance (rather than decreasing in performance over the year). Table 10-5 also compares mathematics changes between Florida students and students throughout the Nation. As shown, the percentage of students increasing, decreasing, and maintaining grades in mathematics are relatively consistent between Florida and the nation.

*Table 10-5: Mathematics Grade Changes (Florida vs. Nation)*

Change in Grade Status Mathematics	<i>Florida</i>		<i>Nation</i>	
	# Regular Attendees	% Regular Attendees	# Regular Attendees	% Regular Attendees
Improved / Maintained High Performance	23,038	60.40%	385,387	50.00%
Declined / Maintained Low Performance	15,104	39.60%	385,387	50.00%
Total	38,142	---	770,774	---

*Note: These data are the most recent available for the Nation and Florida, having been retrieved from the federal 21APR system in 2019 for program year 2016-2017.*

Pasco County School District (DELTA) Mathematics Progress: As shown in Table 10-6, the program reported mathematics grades on a total of 139 regularly participating students - 87.4% of the 159 regularly participating students attending the program at least 30 days total and at least one day during the 2018-2019 academic year. Data submitted by the program included 15 students with missing mathematics grades (i.e., having grades from only one of two comparison grading periods) and 5 regularly participating students with no mathematics grades reported. Assessment of mathematics grades compared each student's earliest mathematics grade of the first three quarters of the academic year and the final mathematics fourth-quarter grade of the academic year. Overall, using the comparison method for grades developed by the FLDOE for newer 21st CCLC programs, a total of 99 out of 139 regularly participating students with comparison grades (71.2%) demonstrated success based on their mathematics grade





performance from the first half to the second half of the 2018-2019 academic year (e.g., from quarter 1 to quarter 4). However, the FLDOE method does not consider students who maintained 'average' grades as successful on this metric, though many education experts and statisticians believe maintaining an 'average' grade should still be considered a success and demonstrative of improved knowledge. If including 'maintenance' of average grades as meeting this metric, then a total of 114 regularly participating students demonstrated improved knowledge and skills in mathematics (82% of the regularly participating students with comparison grades), as demonstrated by those who maintained or improved to an average or above average course grade from the first half to the second half of the academic year. Based on data provided, this appears a true and accurate indicator of impacts in overall mathematics skills and knowledge among students in the Pasco County School District (DELTA) 21st CCLC program.

**Table 10-6: Impacts on Academic Mathematics Grades (Regular Students)**

Change Status	Math Grades <i>Grade-Change Only FLDOE Method</i>		Math Grades <i>Knowledge-Based Adjusted Method</i>	
	# Students	% Students	# Students	% Students
Met Metric	99	71.2%	114	82.0%
Did Not Meet	40	28.8%	25	18.0%
Total	139	--	139	--

*Note: The 'grade-change' method does not allow for students maintaining an average grade to be considered to have met the metric for change – those meeting the "grade change" metric must maintain an above average grade or increase their grade from below average to average or average to above average. The adjusted method allows for maintenance of an average grade or better to also be considered successful for the individual student.*

### Science Course Grades

Science Progress: The US Department of Education does not collect performance indicators on Science, though the Florida Department of Education requires science to be provided by all Florida 21st CCLC programs. As such, science grade data must be considered by Florida programs within the evaluation process. Using the same methods as for ELA and Mathematics, As shown in Table 10-7, the program reported science grades on a total of 143 regularly participating students - 89.9% of the 159 regularly participating students attending the program at least 30 days total and at least one day during the 2018-2019 academic year. Data submitted by the program included 10 students with missing science grades (i.e., having grades from only one of two comparison grading periods) and 6 regularly participating students with no science grades reported. Assessment of science grades compared each student's earliest science grade of the first three quarters of the academic year and the final science fourth-quarter





grade of the academic year. Overall, using the comparison method for grades developed by the FLDOE for newer 21st CCLC programs, a total of 99 out of 143 regularly participating students with comparison grades (69.2%) demonstrated success based on their science grade performance from the first half to the second half of the 2018-2019 academic year (e.g., from quarter 1 to quarter 4). However, the FLDOE method does not consider students who maintained 'average' grades as successful on this metric, though many education experts and statisticians believe maintaining an 'average' grade should still be considered a success and demonstrative of improved knowledge. If including 'maintenance' of average grades as meeting this metric, then a total of 111 regularly participating students demonstrated improved knowledge and skills in science (77.6% of the regularly participating students with comparison grades), as demonstrated by those who maintained or improved to an average or above average course grade from the first half to the second half of the academic year. Based on data provided, this appears a true and accurate indicator of impacts in overall science skills and knowledge among students in the Pasco County School District (DELTA) 21st CCLC program.

**Table 10-7: Impacts on Academic Science Grades (Regular Students)**

Change Status	Science Grades <i>Grade-Change Only FLDOE Method</i>		Science Grades <i>Knowledge-Based Adjusted Method</i>	
	# Students	% Students	# Students	% Students
Met Metric	99	69.2%	111	77.6%
Did Not Meet	44	30.8%	32	22.4%
Total	143	--	143	--

*Note: The 'grade-change' method does not allow for students maintaining an average grade to be considered to have met the metric for change – those meeting the "grade change" metric must maintain an above average grade or increase their grade from below average to average or average to above average. The adjusted method allows for maintenance of an average grade or better to also be considered successful for the individual student.*

## **OBJECTIVE PROGRESS: PRE-POST ASSESSMENTS**

Several activities within the Pasco County School District (DELTA) 21st CCLC Program proposed to include pre-post assessments and/or pre-mid-post assessments of knowledge gained and skills learned within the 21st CCLC program. While the activities provided by the 21st CCLC program appear to be of high quality and have a high level of potential to build student knowledge, skills, abilities, and interests, the use of specific interim assessments help provide a quantitative and objective analysis of the impact of these activities on regularly participating 21st CCLC students. Pre-post assessments help “showcase” the program accomplishments and strengths with specific impact and



outcome data, rather than relying on generalized data that could be impacted by a wider variety of confounding influences (e.g., grades are impacted by the 21st CCLC program and many unmeasured interventions from school day teachers). While pre-post assessments can certainly be impacted by other variables from the school day and at home, they will provide a 'cleaner' view of programmatic impacts. In addition, pre-post assessments are generally more powerful than grades and standardized test scores in determining the impact of specific components of the Pasco County School District (DELTA) 21st CLCC program, as they are provided specific to the activities and lessons being provided within the program and tend to have more variability in scores. Hence, the assessments are less confounded with other extraneous variables (e.g., other school interventions, etc.) and often provide more interesting data and results.

It is important to note that individual students may not have received all pre-post assessments provided by the Pasco County School District (DELTA) 21st CCLC Program, as students may have entered the program too late to receive the pre-test or left the program too early to receive the post-test. The general rule of thumb (explained to the 21st CCLC program by the external evaluator), is that students should receive approximately one month of service between a pre-test and post-test (or complete the entire unit if the pre-post was designed for shorter units). While it may seem pre-post assessments would reduce the ability of the program to impact students, it is important to note this was considered by the program and the evaluator, and the program designed and/or adopted assessments to be both short and integrated with the chosen project-based learning plan, associated curriculum, or personal enrichment activity. As such, the 21st CCLC students and teachers do not generally view the pre-post assessment process as a significant burden on their time and, in some cases, enjoyed the pre-post assessments as they introduced new materials and/or allowed the students to show-off their knowledge and skills.

For the purposes of the summative evaluation report, the Pasco County School District (DELTA) 21st CCLC Program provided assessments for review of student progress towards state objectives. As with other metrics, the FLDOE requires that only those students with at least 30 days of attendance in the 21st CCLC program be included in any analysis of metrics. As such, while the Pasco County School District (DELTA) 21st CCLC program may have had 'non-regular' students with assessments, only the 177 regularly participating students are included in these analyses. Assessments can be assessed in two methods, depending on how the assessments were given. For pre-post assessments, most programs give two to three pre-post assessment pairings over the course of the operational year (e.g., Summer, Fall, Spring). In this type of assessment



system, the individual pre-post assessments are compared separately. Any student with at least one pre-post assessment showing improvement or maintenance (within 5% of the baseline score) under the stated metric are considered to have met the objective for evaluation purposes.

The second method is a pre-mid-post assessment, where the program provides a pre-test in the fall, a mid-test in the winter, and a post-test in the spring. Technically, the process is largely the same, but students have fewer assessments to take because the mid-test provides both a follow-up to the earlier pre-test and a new baseline (pseudo-pre-test) for the second half of the year. This is most commonly used with physical education objectives, but can be used with any continuous skills-based assessment or when the single assessment can be repeated multiple times without confusion or practice effects impacting the results. This process also allows for additional comparisons between the three assessment periods. Essentially, three comparisons can be made for each of the subjects wherein the program provided pre-mid-post assessments: (1) pre-mid comparison demonstrating program progress towards the associated metric at the middle of the year; (2) mid-post comparison demonstrating program progress in only the second half of the academic year; and (3) pre-post comparison demonstrating program progress on the associated metric over the entire academic year. A student is considered to have met the metric under the pre-mid-post comparison if they improve under the pre-post or mid-post comparison. Table 10-8 provides a summary of pre-post and pre-mid-post analyses based on data submitted for review at the end of the 2018-2019 program year.

*Table 10-8: Pre-Post Assessment Analysis Summary*

	Type of Assessment	Improved / Maintained	Declined	Total
Physical Fitness Performance	Pre-Mid-Post	94 (83.2%)	19 (16.8%)	113
Career Exploration Engagement	Pre-Post	93 (75.6%)	30 (24.4%)	123

*Note: This table provides overall results of pre-post and pre-mid-post assessments. This analysis is used consistent with the Objective Assessment and Data Collection Tool (OADCT) submitted to FLDOE. For each assessment using pre-mid-post assessment strategies, students meeting the metric must either improve or maintain their assessment from (1) pre-test to post-test or (2) mid-test to post-test. The FLDOE does not allow the analysis of students that did not complete the program year for the purposes of end-of-year reporting on the OADCT. For each analysis using pre-post assessment strategies, the student must have improved or maintained with at least one pre-post assessment.*

From the results displayed in Table 10-8, the program appears to have made progress towards meeting each of the stated objectives using pre-post and/or pre-mid-post assessment procedures. Should the program use these procedures in the future, the program is reminded as to the timeline that best conforms to such metrics under the 21st

CCLC model. In essence, pre-post assessments should be administered approximately three times per year: (1) Summer (if in operation); (2) Fall (Pre-Test in August; Post-Test in December); and (3) Spring (Pre-Test in January; Post-Test in May). Pre-mid-post assessments should be provided using the same assessment up to five times per year (1) Summer Pre-Test; (2) Summer Post-Test; (3) Fall Pre-Test (August); (4) Winter Mid-Test (January); and (5) Spring Post-Test (May). Regardless of the timeline, the following provides the most salient findings from the multi-point assessment results:

**Physical Fitness Performance:** The Pasco County School District (DELTA) 21st CCLC Program collected multi-point, performance-based, pre-mid-post comparative assessments in physical fitness from a total of 113 out of 177 regularly participating middle school students (63.8%) during the course of the 2018-2019 program year (Summer 2018 and 2018-2019 Academic Year). While additional students may have had some assessment scores, this analysis only considers those students with at least two comparable scores on the same measure. Of these 113 students, a total of 94 regularly participating middle school students (83.2%) demonstrated achievement of this performance-based objective on at least one of the physical fitness pre-mid-post assessments provided during the course of the program year.

**Career Exploration Engagement:** The Pasco County School District (DELTA) 21st CCLC Program collected engagement-based pre-post assessments in career exploration from a total of 123 out of 177 regularly participating middle school students (69.5%) during the course of the 2018-2019 program year (Summer 2018 and 2018-2019 Academic Year). Of these 123 students, a total of 93 regularly participating middle school students (75.6%) demonstrated achievement of this engagement-based objective on at least one of the career exploration pre-post assessments provided during the course of the program year.

---

### ***OBJECTIVE PROGRESS: ADULT FAMILY MEMBERS ATTENDANCE***

The Pasco County School District (DELTA) 21st CCLC program collected attendance data at each of the family literacy events provided during the 2018-2019 program year - connecting adult family member attendance to each student enrolled in the program. According to data submitted, the program was able to attract participation of adult family members of 123 of the 177 regularly participating middle school students (69.5%). In looking at all 285 students that attended the program at least one day during the 2018-2019 program year, a total of 132 middle school students (46.3%) had adult family members attend at least one literacy event. If continuing, the Pasco County School



District (DELTA) 21st CCLC Program is encouraged to continue providing literacy events and adult activities to help improve parent and adult family member participation, knowledge, skills, and abilities.

---

### *STAKEHOLDER SURVEYS: STATEWIDE PARENT SURVEY*

The Pasco County School District (DELTA) 21st CCLC program was successful in obtaining responses to the state-mandated end-of-year parent satisfaction inventory administered in April 2018. The satisfaction survey assessed parental opinions on several aspects of the Pasco County School District (DELTA) 21st CCLC program and perceived impacts on the participating students. The survey was originally designed by the Center for Assessment, Strategic Planning, Evaluation and Research (CASPER) and modified by the Florida Department of Education as a statewide assessment of parent satisfaction. The survey is focused on more general aspects of satisfaction, with some specific items regarding expected outcomes of all 21st CCLC programs. Overall, an estimated 177 surveys were distributed (representing the total number of regular student participants) and 71 were returned partially or fully completed – representing a 40.1% response rate (with a 25.0% response rate generally considered the minimum acceptable rate for reliability).

Responding parents represented a good proportion of the student population, with multiple children in many families. While it can be assumed that at least 40.1% of the regular student population was represented by these parents, this percentage somewhat underrepresents the actual proportion of students represented secondary to an inability to consider siblings and children living under the same household, as the surveys were anonymous. Overall, 94.4% of parents responding to the survey reported general satisfaction with the 21st CCLC program, with only 1.4% of parents reporting a lack of satisfaction. Specific questions on the parent survey are provided in Table 10-9. Although the state parent surveys were used at the end of the year in lieu of a program-generated short survey, the program may wish to consider a short survey that is more tailored to the activities and services provided by the 21st CCLC program. Such a process could help the program make changes based on the survey results, thus helping to improve satisfaction and overall participation in the program. The following provides a synopsis of the most significant findings for the purposes of the summative evaluation.

While the Pasco County School District (DELTA) 21st CCLC program worked to address any areas that did not achieve 100% satisfaction, the program is specifically encouraged to work towards improving all parent satisfaction survey responses into the

90%+ range. Any survey items below the 90% satisfaction level should elicit significantly more attention, either through educating parents or actively changing the program. In addition, the program is encouraged to read and explore the open-ended responses from parents about what they would like to see changed in the program. While the comments are occasionally difficult to understand, they can be tremendously helpful in providing a richer understanding of the desires and needs of program families. It is important to note that 87.1% of respondents indicated they would sign up their child(ren) again next year if the program is offered, and 91.8% indicated they found the adult family member events helpful to their needs as adult family members. Overall, the parents appeared to be overwhelmingly satisfied with the Pasco County School District (DELTA) 21st CCLC program, and appeared honest in their feedback given the distribution of scores. The following are the most salient aspects of the overall parent satisfaction survey, as well as results from those variables most commonly reported by Florida's 21st CCLC programs.

#### *Overall Satisfaction Variables*

- 94.4% of parents reported being satisfied with the 21st CCLC program as a whole, with 95.7% of parents being 'very satisfied' or 'satisfied' with the warmth and friendliness of the 21st CCLC staff members.
- 93.0% of parents reported being 'very satisfied' or 'satisfied' with the ability of the 21st CCLC staff to relate to their child(ren).
- 91.5% of parents reported satisfaction with the variety of 21st CCLC activities provided to their child(ren); 87.1% reported satisfaction with their child(ren)'s happiness with the overall 21st CCLC program; and 95.8% reported satisfaction with the 21st CCLC program providing a safe environment for activities.
- 87.1% of parents reported they would again sign up their child(ren) for this 21st CCLC program, and only 1.5% stated their children would be in another afterschool program if the 21st CCCL program was not available.

#### *Parent Involvement in Student Education*

- 94.4% of parents reported being 'very satisfied' or 'satisfied' with the ability of the 21st CCLC staff to relate and reach out to them as parents.
- 82.6% of parents reported satisfaction with the 21st CCLC program helping them become more involved with their child(ren)'s education. Of all adults responding to the survey, 69.6% reported engaging in at least one of the adult family member events with the program, with 91.8% of these adults indicating they found the family member services to be beneficial.





### *Parent-Perceived Student Impacts*

- 76.1% of parents reported satisfaction with their child(ren)'s improvement in their overall academic performance, and 76.1% were satisfied with their child(ren)'s improvement in completing their homework.
- 93.0% of parents reported satisfaction with their child(ren)'s improvement in getting along with others, and 93.0% reported satisfaction with their child(ren)'s improvements in staying out of trouble.

**Table 10-9: Parent Satisfaction Inventory: Perception of Program Impact**

<b>Satisfaction Item</b>	<b>Satisfied</b>	<b>Neutral</b>	<b>Unsatisfied</b>
Overall Satisfaction with Program As Whole	94.4%	4.2%	1.4%
Staff Warmth and Friendliness	95.7%	1.4%	2.9%
Staff Ability to Relate to my Child	93.0%	4.2%	2.8%
Staff Ability to Relate and Reach out to Parents	94.4%	4.2%	1.4%
Variety of Activities Offered to my Child	91.5%	5.6%	2.8%
Child(ren)'s Happiness with Program	87.1%	10.0%	2.9%
Child Improved in Completing Homework	76.1%	14.1%	5.6%
Child Improved in Academic Performance	76.1%	18.3%	1.4%
Child Improved in Getting Along with Others	93.0%	7.0%	0.0%
Child: Improved Staying out of Trouble	93.0%	4.2%	2.8%
Confidence that Child is in Safe Environment	95.8%	2.8%	1.4%
Helped Parent be More Involved in Child's Education	82.6%	13.0%	4.3%
	Yes	Maybe	No
Participated in the Adult Family Member Events?	69.6%	--	30.4%
Have Adult Family Member Events been beneficial?	91.8%	--	8.2%
Would you sign your child up for this program again?	87.1%	1.4%	11.4%

*Note: Table 10-9 provides data from an online data collection system implemented by the FLDOE. The survey and survey questions were selected by the FLDOE from a longer, research-based, validated parent survey.*

### **STAKEHOLDER SURVEYS: ADULT LITERACY PERFORMANCE**

In addition to the statewide parent survey, the Pasco County School District (DELTA) 21st CCLC program utilized the Adult Literacy Performance Survey (ALPS) to assess the impact of adult family literacy events and trainings on participating adults. The program can only provide adult family literacy services to the adults of actively





participating students, and the FLDOE requires that all activities be focused on literacy. The program is reminded that 'literacy' is not limited to reading and writing, but covers any knowledge-based enhancement. This can include a wide range of programming, such as computer literacy, financial literacy, or parenting literacy. The ALPS assesses self-reported impact on knowledge and conative impacts on parenting and educational involvement. As per the instructions on the ALPS: 'Literacy is more than reading – it is competence or knowledge in any specific area. Today's training was focused on providing you information about specific topics to help your family and your student(s) succeed. We are interested in whether the training was helpful and whether your knowledge was improved. Please answer the following questions to the best of your ability. It is okay to leave questions blank if you do not know how to answer.' The data collected by the ALPS are anonymous, and they are not connected to student or adult family member names or demographics. Anonymous data are most likely to provide realistic and more accurate responses and feedback. Data are then provided to the evaluator for analysis and feedback to the program. Table 10-10 provides the outcome of the ALPS based on data submitted by the program and provided by adult family members. Note that surveys are provided after the adult literacy events, such that there can be more surveys returned than students in the program.

**Table 10-10: Adult Literacy Performance Survey (ALPS)**

The information provided in this training ...	N	Agree	Neutral	Disagree
... has increased my knowledge in the content area.	277	259 (93.5%)	17 (6.1%)	1 (0.4%)
... has taught me something new.	277	260 (93.9%)	16 (5.8%)	1 (0.4%)
... will be useful in helping my family and child(ren).	277	260 (93.9%)	16 (5.8%)	1 (0.4%)
... will change how I parent my child(ren).	276	209 (75.7%)	54 (19.6%)	13 (4.7%)
... provided resources to help my child(ren) succeed.	277	257 (92.8%)	19 (6.9%)	1 (0.4%)
... will increase involvement in my child's education.	277	249 (89.9%)	26 (9.4%)	2 (0.7%)
... helped me understand the importance of education.	277	249 (89.9%)	24 (8.7%)	4 (1.4%)

*Note: The number of surveys submitted can exceed the number of students in the program, as the program collects the ALPS after the adult family literacy events and adults can attend multiple events in the year.*



- Of the 277 surveys received following adult literacy trainings and events, 93.5% of adults reported they 'strongly agree' or 'agree' that the information provided during the training(s) increased their knowledge in the content area.
- Of the 277 surveys received following adult literacy trainings and events, 89.9% of adults reported they 'strongly agree' or 'agree' that the training(s) would increase their involvement in their child's education.
- Of the 277 surveys received following adult literacy trainings and events, 93.9% of adults reported they 'strongly agree' or 'agree' that the information provided would be useful in helping their family and children.

---

### *STAKEHOLDER SURVEYS: STUDENT SATISFACTION SURVEY*

In addition to the parent survey, the Pasco County School District (DELTA) 21st CCLC program collected data using the statewide student satisfaction and feedback survey. The survey was originally designed by the University of Florida (Zhang & Byrd, 2004) to help determine student beliefs about the impact of 21st CCLC programming on several primary aspects of their academic life (e.g., schooling, citizenship, friendships, etc.). The original student survey was designed to assess, at some level, student-reported impact on reading skills, mathematics skills, science, skills, visual and performing arts skills, technology skills, and physical fitness skills. The FLDOE modified the validated student survey and removed several questions to streamline the survey. A total of 90 students (50.8% of the 177 regularly participating 21st CCLC students) completed the required statewide student satisfaction inventory, as altered and provided by the FLDOE. Of these students, as shown in Table 10-11, 87.8% enjoyed the activities in the program and 93.2% felt safe in the afterschool program.

Overall, as shown in Table 10-11, the program was relatively successful in producing satisfaction among regularly participating students based on the questions within the statewide student survey. However, should the program continue providing services under the 21st CCLC model or other structured model (as this is the final year of this grant funding cycle), then the program is encouraged to explore why some students were not “definitely” satisfied with the 21st CCLC program and only “somewhat” or “not at all” satisfied. It is important to note that this survey was developed as a statewide survey and, as such, was not tailored to specific activities and services provided by the Pasco County School District (DELTA) 21st CCLC program. It is possible that a more tailored

satisfaction survey and/or a survey immediately following major activities might provide a better indication as to whether students are satisfied with specific components or activities within the 21st CCLC program. The program may wish to develop a program-specific survey to assess all self-reported student indicators related to any future out-of-school program sustained at these sites after federal funding. If a tailored survey is created, the program is reminded that not all objectives can use a student survey, as it is not necessarily valid to ask students whether they have improved in specific academic skills or knowledge. The program should also not lose sight of the purpose of such a student survey – continuous improvement and demonstration of student growth. The following provides the available findings from the modified student satisfaction survey provided by the FLDOE at the end of the 2018-2019 academic year.

### *Academics*

- 79.3% of students reported the 21st CCLC program definitely or somewhat helped them with their homework.
- 74.7% of students reported the 21st CCLC program definitely or somewhat helped them improve their course grades.

### *Behavior*

- 73.9% of students reported the 21st CCLC program definitely or somewhat helped them get along better with others.
- 77.0% of students reported the 21st CCLC program definitely or somewhat helped them learn to solve problems in positive ways.
- 89.8% of students reported the 21st CCLC program definitely or somewhat helped them understand that following rules is important.
- 90.0% of students reported the 21st CCLC program definitely or somewhat helped them understand violence is wrong.
- 85.7% of students reported the 21st CCLC program definitely or somewhat helped them understand doing drugs is wrong.

### *Citizenship / Career*

- 85.2% of students reported the 21st CCLC program definitely or somewhat helped them understand that setting goals is important.
- 72.4% of students reported the 21st CCLC program definitely or somewhat helped them understand how to make career choices.



### Overall

- 87.8% of students reported the 21st CCLC program definitely or somewhat provided enjoyable activities.
- 89.8% of students reported the 21st CCLC program definitely or somewhat had adults who cared about them.
- 93.2% of students reported the 21st CCLC program definitely or somewhat helped give them a safe place to learn.

**Table 10-11: Student Satisfaction Inventory: Perception of Program Impact**

		Definitely	Somewhat	Not At All
Overall	Did you enjoy the activities in the afterschool program?	33.3%	54.4%	12.2%
	Did the program have adults who care about you?	59.1%	30.7%	10.2%
	Did you feel safe at your afterschool program?	56.8%	36.4%	6.8%
Academics	Did the program help you with your homework?	44.8%	34.5%	20.7%
	Did the program help you improve your grades?	36.8%	37.9%	25.3%
Behavior	Did the program help you get along well with others?	34.1%	39.8%	26.1%
	Did the program help you solve problems in a positive way?	44.8%	32.2%	23.0%
	Did the program help you understand that following rules is important?	53.4%	36.4%	10.2%
	Did the program help you understand that violence is wrong?	63.8%	26.3%	10.0%
	Did the program help you understand that doing drugs is wrong?	61.9%	23.8%	14.3%
Career	Did the program help you understand that setting goals is important?	45.7%	39.5%	14.8%
	Did the program help you understand how to make career choices?	32.9%	39.5%	27.6%

*Note: Table 10-11 provides data from an online data collection system implemented by the FLDOE. The survey and survey questions were selected by the FLDOE from a longer, research-based, validated student survey.*

### STAKEHOLDER SURVEYS: TEACHER SURVEY OF PROGRESS

Given the unique position of out-of-school programs, teacher surveys are used to collect information about changes in each individual student's behavior during the program year, and are considered more robust and more specific to the Pasco County School District

(DELTA) 21st CCLC program than are school grades and standardized achievement tests. The teacher survey used by Pasco County School District (DELTA) for the 2018-2019 program year was provided by the FLDOE and was based on the questionnaire developed by the US Department of Education and required in prior years for the federal data collection system. Surveys were to be distributed to school-day teachers for each student attending the Pasco County School District (DELTA) 21st CCLC program, wherein teachers were asked to indicate the extent to which student behaviors improved or did not improve during the academic year. The 21st CCLC program were to distribute an online link provided by the FLDOE for completion of the surveys to school-day teachers who have regular contact with the participating students, preferably a mathematics or English Language Arts teacher. Although it was permissible for the program to survey teachers who also served as 21st CCLC program staff members, the program strived to survey teachers who were not serving the program in this capacity.

Table 10-12 presents the results of the end-of-year teacher survey for the Pasco County School District (DELTA) 21st CCLC program. Results are presented in terms of the percentage of students that improved, did not improve, or declined on the specified indicators. It should be noted that the category of 'did not need to improve' accounts for the potential 'ceiling effect' of students already doing well in the specified behavior and, thus, not able to improve beyond their initial performance when entering the program (e.g., a student that always turns in their homework could not improve in that behavior). Those that are already doing well are not included in the percentages under the 'Need to Improve' columns. The behavioral categories are as follows:

Behavior Code	Category of Behavioral Change
THW	Turning in homework on time
CHW	Completing homework to your satisfaction
PIC	Paying Attention and Participating in class
VOL	Volunteering (e.g. for extra credit or more responsibilities)
ATT	Attending class regularly
BAC	Being attentive in class
BEH	Behaving in class
ACP	Academic performance
MOT	Coming to school motivated to learn
ALN	Getting along well with other students
SEF	Improved Self-Efficacy (belief they can do well in school)
INV	Parents more interested and/or involved in child's education



The Pasco County School District (DELTA) 21st CCLC program was successful in obtaining a good number of completed 21st CCLC end-of-year teacher surveys. More specifically, the program was able to obtain 84 completed teacher surveys, which is equivalent to 47.5% of the 177 students regularly participating in the 21st CCLC program (attending at least 30 days of programming). It is noted that an additional 4 surveys were collected from students who had not met the 30-day requirement for 21st CCLC participation, and these students are not included in any of the analyses of these survey data (even if they met the 30-day requirement later in the program year, the survey was completed before they met the federal threshold). In general, a 25% response rate is acceptable for drawing conclusions as to whether the surveys demonstrate change in students and/or families, and the Pasco County School District (DELTA) 21st CCLC Program surpassed this threshold, such that results can be considered valid for interpretation. Results from the administration of the end-of-year teacher survey are presented in Table 10-12. As shown, the regular day teachers of 21st CCLC students reported a high percentage of Pasco County School District (DELTA) 21st CCLC students as improving in most of the behavioral categories. Overall, results suggest the 21st CCLC program had a very positive and significant impact on the majority of 21st CCLC students. The following represent some of the most notable findings from the 21st CCLC Teacher Survey:

- Of students needing to improve, teachers reported that 55.1% of 21st CCLC students demonstrated improvement in their effort towards completing assigned work; and 59.3% of regularly participating students demonstrated improvement in their overall academic performance.
- Teachers reported 60.0% of students in need of improvement demonstrated improvement in completing their homework to the teacher's satisfaction.
- Of students needing to improve, 58.5% of students paid more attention and participated more in class; 41.5% volunteered more in class; and 50.0% attended class more regularly - all indicators of increased motivation and dedication to the overall educational process.
- While in the classroom environment, teachers reported that 53.1% of students needing to improve were more attentive in class and 46.5% came to school more motivated to learn.
- Of students needing to improve behaviors, teachers reported that 48.8% improved their in-class behavior and 50.0% improved in getting along with other students (i.e., positive interactions).

- 65.3% of participating students in need of improvement demonstrated teacher-rated improvement in self-efficacy (i.e., belief they can do well in school).
- Of those families where teachers felt improvement was needed, regular-day teachers reported 34.1% of 21st CCLC student's parents were more interested and involved in their child's education.

*Table 10-12: Teacher Survey of 21st CCLC Impacts*

Code	Did NOT Need to Improve	Needed to Improve			
		N	Improved	No Change	Declined
<b>THW</b>	41.7%	49	55.1%	40.8%	4.1%
<b>CHW</b>	40.5%	50	60.0%	36.0%	4.0%
<b>PIC</b>	36.9%	53	58.5%	30.2%	11.3%
<b>VOL</b>	36.9%	53	41.5%	50.9%	7.5%
<b>ATT</b>	57.1%	36	50.0%	47.2%	2.8%
<b>BAC</b>	41.7%	49	53.1%	32.7%	14.3%
<b>BEH</b>	51.2%	41	48.8%	39.0%	12.2%
<b>ACP</b>	29.8%	59	59.3%	37.3%	3.4%
<b>MOT</b>	48.8%	43	46.5%	46.5%	7.0%
<b>ALN</b>	50.0%	42	50.0%	47.6%	2.4%
<b>SEF</b>	41.7%	49	65.3%	30.6%	4.1%
<b>INV</b>	51.2%	41	34.1%	58.5%	7.3%

*Note: Percentage of "Did not need to improve" is based on all teacher surveys returned on regularly participating students. Percentages for "improved", "no change" and "declined" are based on the total number of students needing to improve and does not consider those students that did not need to improve.*

## STUDENT SNAPSHOT

The School District of Pasco County 21st CCLC program prides itself on providing the most comprehensive and structured programming to students. While the program could identify many students that have demonstrated success in the 21st CCLC program, the Florida Department of Education (FLDOE) asked for a "student snapshot" to be provided on a single student that the program leaders felt demonstrated success on one or more program objectives (e.g. Science, Math, Reading, etc.). This narrative is provided for the





purposes of the FLDOE and does not suggest that this was the only student that demonstrated progress and success in the program (note the prior sections showing outstanding success of students in general). Rather, this “student snapshot” provides a single example of an individual student. The program requested for three snapshots to be included in the summative evaluation in order to better illustrate the impact of the program.

### *Student Snapshot 1*

For the purposes of this snapshot, the student will be referred to as “Samuel.” Samuel entered the program in the 2016-2017 academic year. Samuel is a multi-racial boy, now 14, and was in the 7th grade during the 2018-2019 school year. Samuel lives with his father and stepmother. He continues to struggle with the divorce of his father and biological mother. When Samuel came into the program he came with a plethora of problems. Samuel was rough around the edges and would always be in the office for his behavior. Samuel had a problem with vulgar language, keeping his hands to himself, following directions, respecting authority, and instigating arguments. Samuel also struggled academically in math, science and language arts. Samuel began his growth through the 21st CCLC DELTA program by participating in PBL’s and enrichment opportunities. His favorite PBL’s deal with science. Samuel began to light up the program with his big smile and his big laugh. Samuel has proven himself to be quite the leader as well.

Samuel loves coming to DELTA. His attendance is always superb. Teachers and staff say he is always actively involved and is always willing to help the staff. He will fill water coolers, set up the PBL’s and gather materials for the enrichments. Samuel participates in everything without a complaint. His social skills have improved as well. He is even a good sport when he loses. Samuel has steadily improved both academically and behaviorally. He is now headed into his 8th grade year without having to retake any of his 7th grade courses, a huge accomplishment. His love for science and math has grown and DELTA has played a role in that newfound love.

The staff has said they have witnessed a total metamorphosis with Samuel. He has learned the social skills necessary to be able to be successful, he has learned to cope with his day-to-day problems, and he has excelled. He has learned how to be a leader, not a follower, and he has learned to embrace the challenges of his academics. Samuel was the student that teachers would argue over to get him off their roster and now it’s completely the opposite. Everyone wants him in their class, a welcome feeling for Samuel.

### *Student Snapshot 2*

For the purposes of this snapshot, the student will be referred to as “Alunis,” a name chosen by the student’s classmates, inspired by her Dungeon and Dragon’s character’s name. Alunis is truly a character. This 12-year-old Caucasian prides herself on her punk rock style, mismatched socks, and her purple hair she keeps in a pony tail. A 6th grader during the 2018-2019 school year, Alunis is shy and has trouble approaching new people. She currently has a 504 plan because she is allergic to almost everything.

She attends the program daily, stays for the duration and some days stays later. When she first started attending the program, she had trouble completing her homework on time and was still struggling socially. Through the structure and support of the 21st CCLC program, she started interacting with other students while completing projects. She made friends while participating in the fitness program, while she wrote stories, and during art. Never in academic trouble, Alunis’ grades have gotten even better and she now has 4 A’s and 2 B’s. She likes science much more than she did before and she’s turned the corner on her feelings for math. She still wants to be an artist when she grows up but her site director thinks that something in the STEM field might interest her more after seeing her skills during the STEM projects. Her mom was so impressed by her participation in the program, she now comes in once a week to volunteer, a rarity for a parent of a middle-school child.

### *Student Snapshot 3*

For the purposes of this snapshot, the student will be referred to as “Slime,” a name chosen by the student’s teacher, as they recognized she is the resident expert on the matter. Slime is a 13-year-old, Caucasian girl enrolled in the 6th grade during the 2018-2019 school year. She wears glasses, has long blonde hair and is always dressed in the latest fashions. While excelling in academics, Slime’s social skills needed some work. She was very shy, struggled to make friends, and would often isolate herself from the group. She began attending the 21st CCLC program (DELTA Academy) in August of 2018. She arrives on time, enjoys apple juice for snack and stays for the duration. A surprise to no one, she has led numerous enrichments on slime and how to make different kinds. She has made many friends with a lot of different kids and she is becoming a leader among her peers. She has been promoted to the 7th grade and has kept her high academic standing. Slime’s dad credits the DELTA Academy for helping to bring his daughter out of her shell. She is now a strong young lady, a pleasure to be around, and just a really great kid.



---

## *OBJECTIVE ASSESSMENT ACTIVITIES*

All objectives were assessed with similar activities. First, all programs were physically visited by the evaluator at least once during the course of the summer and academic year. This on-site visit included a thorough review of program operations, data collection methods, and data integrity (including a check as to whether recorded data matched the hard-copy assessments maintained by the program). Site visits also provided a more subjective evaluation of program activities to inform both formative and summative recommendations for improvement. Second, in addition to site visits, data were reviewed at least three times during the course of the year, including baseline, mid-year, and end-of-year. During these periods, data were reviewed for completeness, accuracy, and validity. At two points in the year, data were analyzed to determine progress towards the established objectives - first at mid-year and then at the end of the academic year. The information provided in the objective assessment and outcomes section provides the results of the end-of-year analysis. Finally, this summative report provides the culminating objective assessment activity, with the results outlined throughout this report based on all data provided by the program.

---

## *DATA QUALITY AND STUDENT INCLUSION*

All performance-based, comparative program objectives are based on simple “improvement” and/or “maintenance” measurements, such that each student is compared to their own baseline data for most of the associated metrics. Such within-subjects analysis is achieved by calculating whether each student increased, maintained, or declined in each of the metrics (as detailed in the respective ‘success criterion’ listed under each metric below) and then calculating the percent of all students with data that demonstrated improvement and maintenance (depending on success criterion). It is important to note that the objectives were not proposed to have a “significant increase” in student performance, such that traditional statistical methods are not necessary nor warranted. In addition, there is little control over extraneous variables with regards to the metrics used under these objectives (e.g., regular day interventions), such that a significant amount of Type I Error and potential violations to statistical assumptions limit the usefulness of ‘traditional statistical methods’ in the analysis of these objectives. Only students with at least 30 days of attendance are included in the calculations, as the US Department of Education has determined these students receive the necessary dosage of the 21st CCLC program to show impacts. No students meeting the definition of ‘regular participant’ with necessary comparison data were excluded from the analyses, with all

students on whom data were submitted being included. Any discrepancy between the number of regularly participating students and the number of students included within the analysis is secondary to missing data and/or insufficient data for comparison. Data could be missing for any number of reasons, including students that were not enrolled during the assessment period(s) or students that refused to complete the assessment(s). Overall, when possible, all students were included in the data collection and analysis process. There were no overall data quality issues with the data submitted for review, with any metric-specific issues or issues with completeness of data detailed previously in this section of the summative report and/or under each individual metric below.

---

### *CONTINUOUS ASSESSMENT*

The agency has demonstrated a commitment to creating and supporting the highest quality of educational programs. As part of this commitment, the program used a process of continuous improvement for all operations, services, and outcomes associated with 21st CCLC. The cornerstone of continuous improvement is a logical process of planning, data collection, analysis, reporting, and refining. Ongoing evaluation followed the Continuous Improvement Model (CIM), a quality-based approach used within educational settings and particularly effective for reducing achievement gaps between student subgroups (an unfortunate fact impacting the targeted schools and students). The model focused upon individualized student, staffing, and operational assessment - using both formal (e.g., surveys) and informal (e.g., meetings) techniques to guide incremental changes within ongoing services, adopt or adapt ways to improve and measure outcomes, discontinue or adapt activities that have limited value, and increase emphasis on program objectives and outcomes. With the support of the evaluator, the 21st CCLC program collected and analyzed most data at least twice per year and compared the obtained data using within-subjects comparison methods to determine individual changes within students, classrooms, and/or sites. The process for sharing and distributing information is an integral part of the Continuous Improvement Model. Distribution occurred at three levels: (1) administrators, (2) staff members, and (3) stakeholders. As part of continuous improvement, at least monthly meetings and/or teleconferences were held within the program (through professional development processes described earlier in this report), wherein data trends and operations were reviewed with a focus on program improvement and immediate refinement of the 21st CCLC program. Data were also utilized by the program director and teachers during regular meetings to help tailor program offerings to the needs and progress of individual students.



## *PROGRESS TOWARDS OBJECTIVES: DETERMINATION*

The Florida Department of Education (FLDOE) and the United States Department of Education (USED) requires all 21st CCLC programs to indicate progress towards attaining each of the individualized objectives and associated metrics. In order to assess objective progress, the FLDOE established a “star system” that provides an indication of whether the program met the stated objectives. Programs that meet or exceed an established benchmark is provided “5 Stars” for that metric, with lower performance receiving lower numbers of stars depending on overall performance. Ratings for each metric and objective are provided in the overview and analysis below.

*Program Objective 1: 55% of regularly participating students will improve to a satisfactory English Language Arts grade or above, or maintain a high grade across the program year.*

- **Content Area:** Academic - English Language Arts/Writing
- **Objective Grade Level:** Middle School
- **Benchmark:** 55%
- **Measure and Data Collected:** Report Card Grades
- **Data Collection Timeline:** Academic grades for quarters 1, 2, and 4
- **Success Criteria:** Maintain an A/B grade or improve from a grade of C to B or a grade of D/F to C (or grading scale equivalents)
- **Number of Participants Measured:** 144
- **Number of Participants Meeting Success Criteria:** 96 (66.7%)
- **Objective Progress Rating: 5 Stars (Meets or Exceeds Benchmark)**
- **Programmatic Recommendations and Rationale** (Written by Program): Any sites refunded under the competitive RFP will continue providing reading, writing, and English language arts through the use of direct instruction, computer-based supports, and theme-based learning.
- **Rationale:** This benchmark was exceeded during the 2018-2019 operational year. The Pasco County School District (DELTA) 21st CCLC program reported ELA grades on a total of 144 regularly participating middle-school students that attended at least one day during the 2018-2019 academic year. Assessment of

ELA grades compared first, second, or third quarter ELA grades (using second quarter only if the student did not have first-quarter grades, and using third-quarter only if the student did not have second quarter grades) and fourth quarter ELA grades (the FLDOE requires students to have fourth quarter grades to be considered for analysis). Overall, using the required comparison method for grades developed by the FLDOE for newer 21st CCLC programs, a total of 96 out of 144 regularly participating middle-school students with comparison grades (66.7%) demonstrated improved knowledge based on their ELA-grade performance from the first-available grading period to the final grading period of the 2018-2019 academic year (e.g., from Q1 to Q4, Q2 to Q4, or Q3 to Q4). However, if including 'maintenance' of average grades as meeting the objective (which many would consider acceptable to demonstrate knowledge gain over the course of an academic year), then a total of 110 middle-school students would have demonstrated maintenance or improvement (76.4% of the regularly participating students with comparison grades).

- ***Data Collection and Evaluation Recommendations and Rationale*** (Written by Program): If refunded under a new competitive grant, all students will continue to have academic data collected by the School District and provided directly to the evaluator for review and analysis. Continue collecting academic data for use in continuous improvement initiatives, including using grades and test scores to guide the differentiation of instruction to students.
- ***Rationale:*** Course grades are integral to both the FLDOE evaluation requirement and for reporting to the US Department of Education for middle-school students. As one of the only metrics for 21st CCLC programs under the Government Performance and Results Act, such data help demonstrate the progress of 21st CCLC programs across the country. Overall, the Pasco County School District (DELTA) 21st CCLC program reported ELA grades on a total of 144 regularly participating middle-school students that attended at least one day during the academic year - 90.6% of the 159 middle-school students attending the program during of the 2018-2019 academic year. Data submitted by the program included 10 students with missing ELA grades (i.e., having grades from only one of two comparison grading periods) and 5 academic-year participating students without any ELA grades reported.





*Program Objective 2: 45% of regularly participating students will achieve a satisfactory level or above on English language Arts/Writing.*

- **Content Area:** Academic - English Language Arts/Writing
  - **Objective Grade Level:** Middle School
  - **Benchmark:** 45%
  - **Measure and Data Collected:** State Assessment (E.G. FSA)
  - **Data Collection Timeline:** Current academic year
  - **Success Criteria:** Attain an Achievement Level 3 (satisfactory) or higher
  - **Number of Participants Measured:** 143
  - **Number of Participants Meeting Success Criteria:** 55 (38.5%)
  - **Objective Progress Rating: 4 Stars (Approaching Benchmark)**
  - **Programmatic Recommendations and Rationale** (Written by Program): Any sites refunded under the competitive RFP will continue providing reading, writing, and English language arts through the use of direct instruction, computer-based supports, and theme-based learning.
  - **Rationale:** The program collected current year FSA Reading scores on a total of 143 regularly participating middle school students, which represents 89.9% of the 159 regularly participating middle school students who were in grade levels eligible to take the FSA Reading in the current year.
  - **Data Collection and Evaluation Recommendations and Rationale** (Written by Program): If refunded under a new competitive grant, all students will continue to have academic data collected by the School District and provided directly to the evaluator for review and analysis. Continue collecting academic data for use in continuous improvement initiatives, including using grades and test scores to guide the differentiation of instruction to students.
  - **Rationale:** The Pasco County School District provided all statewide standardized assessment scores for all students attending targeted schools. All data available are provided and analyzed.
-



*Program Objective 3: 55% regularly participating students will improve to a satisfactory mathematics grade or above, or maintain a high grade across the program year.*

- **Content Area:** Academic - Mathematics
- **Objective Grade Level:** Middle School
- **Benchmark:** 55%
- **Measure and Data Collected:** Report Card Grades
- **Data Collection Timeline:** Academic grades for quarters 1, 2, and 4
- **Success Criteria:** Maintain an A/B grade or improve from a grade of C to B or a grade of D/F to C (or grading scale equivalents)
- **Number of Participants Measured:** 139
- **Number of Participants Meeting Success Criteria:** 99 (71.2%)
- **Objective Progress Rating: 5 Stars (Meets or Exceeds Benchmark)**
- **Programmatic Recommendations and Rationale** (Written by Program): Any sites refunded under the competitive RFP will continue providing mathematics support activities through direct instruction, computer-based supports, and theme-based learning. Mathematics will be a primary component of homework assistance and computer-based learning supports provided through the 21st CCLC program.
- **Rationale:** This benchmark was exceeded during the 2018-2019 operational year. The Pasco County School District (DELTA) 21st CCLC program reported mathematics grades on a total of 139 regularly participating middle-school students that attended at least one day during the 2018-2019 academic year. Assessment of mathematics grades compared first, second, or third quarter mathematics grades (using second quarter only if the student did not have first-quarter grades, and using third-quarter only if the student did not have second quarter grades) and fourth quarter mathematics grades (the FLDOE requires students to have fourth quarter grades to be considered for analysis). Overall, using the required comparison method for grades developed by the FLDOE for newer 21st CCLC programs, a total of 99 out of 139 regularly participating middle-school students with comparison grades (71.2%) demonstrated improved knowledge based on their mathematics-grade performance from the first-available grading period to the final grading period of the 2018-2019 academic



year (e.g., from Q1 to Q4, Q2 to Q4, or Q3 to Q4). However, if including 'maintenance' of average grades as meeting the objective (which many would consider acceptable to demonstrate knowledge gain over the course of an academic year), then a total of 114 middle-school students would have demonstrated maintenance or improvement (82% of the regularly participating students with comparison grades).

- ***Data Collection and Evaluation Recommendations and Rationale*** (Written by Program): If refunded under a new competitive grant, all students will continue to have academic data collected by the School District and provided directly to the evaluator for review and analysis. Continue collecting academic data for use in continuous improvement initiatives, including using grades and test scores to guide the differentiation of instruction to students.
- ***Rationale:*** Course grades are integral to both the FLDOE evaluation requirement and for reporting to the US Department of Education for middle-school students. As one of the only metrics for 21st CCLC programs under the Government Performance and Results Act, such data help demonstrate the progress of 21st CCLC programs across the country. Overall, the Pasco County School District (DELTA) 21st CCLC program reported mathematics grades on a total of 139 regularly participating middle-school students that attended at least one day during the academic year - 87.4% of the 159 middle-school students attending the program during of the 2018-2019 academic year. Data submitted by the program included 15 students with missing mathematics grades (i.e., having grades from only one of two comparison grading periods) and 5 academic-year participating students without any mathematics grades reported.

---

***Program Objective 4: 40% of regularly participating students will achieve a satisfactory level or above on mathematics.***

- ***Content Area:*** Academic - Mathematics
- ***Objective Grade Level:*** Middle School
- ***Benchmark:*** 40%
- ***Measure and Data Collected:*** State Assessment (E.G. FSA)
- ***Data Collection Timeline:*** Current academic year
- ***Success Criteria:*** Attain an Achievement Level 3 (satisfactory) or higher

- **Number of Participants Measured:** 143
- **Number of Participants Meeting Success Criteria:** 70 (49.0%)
- **Objective Progress Rating: 5 Stars (Meets or Exceeds Benchmark)**
- **Programmatic Recommendations and Rationale** (Written by Program): Any sites refunded under the competitive RFP will continue providing mathematics support activities through direct instruction, computer-based supports, and theme-based learning. Mathematics will be a primary component of homework assistance and computer-based learning supports provided through the 21st CCLC program.
- **Rationale:** The program collected current year FSA Math scores on a total of 143 regularly participating middle school students, which represents 89.9% of the 159 regularly participating middle school students who were in grade levels eligible to take the FSA Math in the current year.
- **Data Collection and Evaluation Recommendations and Rationale** (Written by Program): If refunded under a new competitive grant, all students will continue to have academic data collected by the School District and provided directly to the evaluator for review and analysis. Continue collecting academic data for use in continuous improvement initiatives, including using grades and test scores to guide the differentiation of instruction to students.
- **Rationale:** The Pasco County School District provided all statewide standardized assessment scores for all students attending targeted schools. All data available are provided and analyzed.

---

*Program Objective 5: 60% regularly participating students will improve to a satisfactory science grade or above, or maintain a high grade across the program year.*

- **Content Area:** Academic - Science
- **Objective Grade Level:** Middle School
- **Benchmark:** 60%
- **Measure and Data Collected:** Report Card Grades
- **Data Collection Timeline:** Academic grades for quarters 1, 2, and 4



- **Success Criteria:** Maintain an A/B grade or improve from a grade of C to B or a grade of D/F to C (or grading scale equivalents)
- **Number of Participants Measured:** 143
- **Number of Participants Meeting Success Criteria:** 99 (69.2%)
- **Objective Progress Rating: 5 Stars (Meets or Exceeds Benchmark)**
- **Programmatic Recommendations and Rationale** (Written by Program): Any sites refunded under the competitive RFP will continue providing science and engineering activities through hands-on and engaging projects. Under a new RFP, new curriculum will be implemented to better support the science learning of students.
- **Rationale:** This benchmark was exceeded during the 2018-2019 operational year. The Pasco County School District (DELTA) 21st CCLC program reported science grades on a total of 143 regularly participating middle-school students that attended at least one day during the 2018-2019 academic year. Assessment of science grades compared first, second, or third quarter science grades (using second quarter only if the student did not have first-quarter grades, and using third-quarter only if the student did not have second quarter grades) and fourth quarter science grades (the FLDOE requires students to have fourth quarter grades to be considered for analysis). Overall, using the required comparison method for grades developed by the FLDOE for newer 21st CCLC programs, a total of 99 out of 143 regularly participating middle-school students with comparison grades (69.2%) demonstrated improved knowledge based on their science-grade performance from the first-available grading period to the final grading period of the 2018-2019 academic year (e.g., from Q1 to Q4, Q2 to Q4, or Q3 to Q4). However, if including 'maintenance' of average grades as meeting the objective (which many would consider acceptable to demonstrate knowledge gain over the course of an academic year), then a total of 111 middle-school students would have demonstrated maintenance or improvement (77.6% of the regularly participating students with comparison grades).
- **Data Collection and Evaluation Recommendations and Rationale** (Written by Program): If refunded under a new competitive grant, all students will continue to have academic data collected by the School District and provided directly to the evaluator for review and analysis. Continue collecting academic data for use in continuous improvement initiatives, including using grades and test scores to guide the differentiation of instruction to students.

- **Rationale:** Course grades are integral to both the FLDOE evaluation requirement and for reporting to the US Department of Education for middle-school students. As one of the only metrics for 21st CCLC programs under the Government Performance and Results Act, such data help demonstrate the progress of 21st CCLC programs across the country. Overall, the Pasco County School District (DELTA) 21st CCLC program reported science grades on a total of 143 regularly participating middle-school students that attended at least one day during the academic year - 89.9% of the 159 middle-school students attending the program during of the 2018-2019 academic year. Data submitted by the program included 10 students with missing science grades (i.e., having grades from only one of two comparison grading periods) and 6 academic-year participating students without any science grades reported.

---

*Program Objective 6: 40% of regularly participating students will achieve a satisfactory level or above on science.*

- **Content Area:** Academic - Science
- **Objective Grade Level:** Middle School
- **Benchmark:** 40%
- **Measure and Data Collected:** State Assessment (E.G. FSA)
- **Data Collection Timeline:** Current academic year
- **Success Criteria:** Attain an Achievement Level 3 (satisfactory) or higher
- **Number of Participants Measured:** 31
- **Number of Participants Meeting Success Criteria:** 11 (35.5%)
- **Objective Progress Rating: 4 Stars (Approaching Benchmark)**
- **Programmatic Recommendations and Rationale** (Written by Program): Any sites refunded under the competitive RFP will continue providing science and engineering activities through hands-on and engaging projects. Under a new RFP, new curriculum will be implemented to better support the science learning of students.
- **Rationale:** The program collected current year Statewide Science Assessment (SSA) scores on a total of 31 regularly participating middle-school students,



which represents 96.9% of the 32 regularly participating middle-school students who were in grade levels eligible to take the SSA in the current year.

- ***Data Collection and Evaluation Recommendations and Rationale*** (Written by Program): If refunded under a new competitive grant, all students will continue to have academic data collected by the School District and provided directly to the evaluator for review and analysis. Continue collecting academic data for use in continuous improvement initiatives, including using grades and test scores to guide the differentiation of instruction to students.
- ***Rationale:*** The Pasco County School District provided all statewide standardized assessment scores for all students attending targeted schools. All data available are provided and analyzed.

***Program Objective 7: 80% of regularly participating students will maintain high performance or improve their physical fitness as measured by pre-post assessment.***

- ***Content Area:*** Personal Enrichment - Health & Nutrition
- ***Objective Grade Level:*** Middle School
- ***Benchmark:*** 80%
- ***Measure and Data Collected:*** Pre, Mid-, Post-Assessment
- ***Data Collection Timeline:*** Pre, Mid, Post Assessments
- ***Success Criteria:*** Pre-Post Summer (if provided), Pre-Mid-Post assessments in Fall-Winter-Spring (Aug. / Jan.) -- All available pre-mid-post measures are considered at mid-year and end-of-year, with students needing to demonstrate success in at least one measure to be considered as meeting the metric. Performance is compared with only ONE comparison PER MEASURE in this order of preference and based on available data: (1) Pre-Post (Fall/Spring), (2) Mid-Post ONLY if no Fall pre-test, (3) Pre-Mid ONLY if no Spring post-test, (4) pre-post summer ONLY if no Academic Year data. Students achieving this objective will either: (1) maintain their level of performance/knowledge in at least one measure, or (2) improve their level of performance/knowledge in at least one measure and using the most preferred comparison set of scores available. Students who decrease in their performance/knowledge score are

considered to have not met this objective, and students maintaining a "zero" are NOT considered to have met this metric.

- **Number of Participants Measured:** 113
- **Number of Participants Meeting Success Criteria:** 94 (83.2%)
- **Objective Progress Rating: 5 Stars (Meets or Exceeds Benchmark)**
- **Programmatic Recommendations and Rationale** (Written by Program): Any sites continuing under the competitive RFP will continue providing the health and wellness programming as provided in the past year. Continue providing the same dosage and using the same curriculum.
- **Rationale:** The program collected performance-based pre-mid-post assessments in physical fitness from a total of 113 out of 177 middle school students (63.8%) during the 2018-2019 program year (Summer 2018 and 2018-2019 Academic Year). While additional students may have had some assessment scores, this analysis only considers those students with at least one complete pre-mid-post comparison set of scores. Of these 113 students, a total of 94 middle school students (83.2%) demonstrated achievement of this performance-based objective on at the physical fitness pre-mid-post assessments provided during the course of the program year (e.g., summer pre-post or academic-year pre-mid). Achievement of this objective requires an individual student to either maintain or improve their performance from (1) at least one pre-to-post (if no mid-test), (2) at least one pre-to-mid (if no post-test), (3) at least one mid-to-post (if no pre-test), or (4) summer only (if no academic year comparison data). Students are only assessed with one comparison per measure, as per FLDOE guidelines, with each student having up to three measures during the academic year. Students maintaining a score of zero (0) across the two comparison scores are not considered to have met this metric.
- **Data Collection and Evaluation Recommendations and Rationale** (Written by Program): Any site continuing under the competitive RFP will implement a more detailed and structured plan for collecting pre-post assessments from all participating students. Implement a clear timeline for when and how students will be assessed to ensure the vast majority of students will have comparable data.
- **Rationale:** The FLDOE requires all 21st CCLC programs to have comparable assessments at the end-of-year reporting period, such as a pre-post, mid-post, or pre-mid assessment pairing. For the performance-based physical fitness metric,





113 of 177 regularly participating middle-school students (63.8%) had necessary data for at least one pre-mid-post comparison at the end of the 2018-2019 program year. Ongoing analysis of these data is important to support a continuous improvement model.

---

*Program Objective 8: 75% of regularly participating students will maintain high performance or improve their engagement in career exploration as measured by curriculum-based assessment.*

- **Content Area:** Dropout Prevention & College/Career Readiness
- **Objective Grade Level:** Middle School
- **Benchmark:** 75%
- **Measure and Data Collected:** Curriculum-Based Assessment
- **Data Collection Timeline:** Pre, Mid, Post Assessments
- **Success Criteria:** Pre-Post Summer (if provided), Pre-Post Fall (Aug. / Dec.) and Pre-Post Spring (Jan. / May) -- All available pre-post comparisons are considered at mid-year and at end-of-year, with students needing to demonstrate success in at least one comparison to be considered as meeting the metric. Students achieving this metric will either (1) maintain their level of knowledge/skills on at least one pre-post comparison (maintaining scores of zero are not counted as success) or (2) improve their level of knowledge/skills on at least one pre-post comparison. Students who decrease in their knowledge/skills score or maintain scores of zero do not meet this metric.
- **Number of Participants Measured:** 123
- **Number of Participants Meeting Success Criteria:** 93 (75.6%)
- **Objective Progress Rating: 5 Stars (Meets or Exceeds Benchmark)**
- **Programmatic Recommendations and Rationale** (Written by Program): Any site continuing under the competitive RFP will continue providing collect and career readiness activities, as provided during the 2018-2019 academic year.
- **Rationale:** The program collected engagement-based pre-post assessments in career exploration choices from a total of 123 out of 177 middle-school students (69.5%) during the course of the 2018-2019 program year (Summer 2018 and 2018-2019 Academic Year). While additional students may have had some

assessment scores, this analysis only considers those students with at least one complete pre-post comparison set of scores. Of these 123 students, a total of 93 middle-school students (75.6%) demonstrated achievement of this engagement-based objective on at least one of the career engagement pre-post assessments provided during the course of the program year. Achievement of this objective required an individual student to either maintain or improve their engagement from pre-test to post-test for at least one pairing with which they were assessed (e.g., if the student improved in one pre-post pairing and declined in a second, they would still be considered to have improved for the purposes of this metric assessment). Students maintaining a score of zero (0) are not considered to have met this metric.

- ***Data Collection and Evaluation Recommendations and Rationale*** (Written by Program): Any site continuing under the competitive RFP will implement a more detailed and structured plan for collecting pre-post assessments from all participating students. Implement a clear timeline for when and how students will be assessed to ensure the vast majority of students will have comparable data.
- ***Rationale:*** The FLDOE requires all 21st CCLC programs to have comparable assessments at the end-of-year reporting period, such as a pre-post assessment pairing. For the knowledge-based healthy lifestyle choices metric, 123 of 177 regularly participating middle-school students (69.5%) had necessary data for at least one pre-post comparison at the end of the 2018-2019 program year. Ongoing analysis of these data is important to support a continuous improvement model.

---

*Program Objective 9: 75% of regularly participating students will maintain high performance or improve their core academic skills as measured by school / district records.*

- ***Content Area:*** Dropout Prevention & College/Career Readiness
- ***Objective Grade Level:*** Middle School
- ***Benchmark:*** 75%
- ***Measure and Data Collected:*** School/District Records
- ***Data Collection Timeline:*** Pre, Mid, Post Assessments



- **Success Criteria:** Students meeting this metric are either: (1) maintaining high performance: absent less than 10 days in a half-year (mid-year analysis only) or less than 21 days in a full year (end-of-year analysis only); or (2) improving their absences: absent fewer days in Spring (Quarters 3 and 4 combined) than in Fall (Quarters 1 and 2 combined). As defined by the FLDOE, high-absenteeism students are those that have missed 21 days or more in the year (or 10 days or more in the first half of the year).
  - **Number of Participants Measured:** 159
  - **Number of Participants Meeting Success Criteria:** 157 (98.7%)
  - **Objective Progress Rating: 5 Stars (Meets or Exceeds Benchmark)**
  - **Programmatic Recommendations and Rationale** (Written by Program): Any site continuing under the competitive RFP will continue providing collect and career readiness activities, as provided during the 2018-2019 academic year.
  - **Rationale:** The program collected school attendance data on 159 out of 159 regularly participating middle-school students (100%) during the course of the 2018-2019 Academic Year. Of these 159 students, a total of 157 regularly participating middle-school students (98.7%) demonstrated achievement of this attendance-based objective by either: (1) improving their attendance from having 10 (or more) absences in Fall to 10 (or fewer) absences in the Spring; or (2) achieving fewer than 21 absences during the course of the academic year. School attendance is a primary indicator of risk used by the Florida Department of Education (FLDOE), with the FLDOE generally utilizing a threshold of 21 days to indicate those students most at risk of failure and inadequate dosage of the regular school curriculum. Fortunately, afterschool programs have been shown effective at increasing student regular-day attendance through providing an exciting and hands-on atmosphere at the end of the school day.
  - **Data Collection and Evaluation Recommendations and Rationale** (Written by Program): If refunded under a new competitive grant, all students will continue to have school attendance data collected by the School District and provided directly to the evaluator for review and analysis.
  - **Rationale:** All students with academic year attendance were included in the analysis of this metric.
-

*Program Objective 10: 50% of the adult family members of regularly participating students will report their knowledge (in a specified area) as measured by perceptual survey (parent).*

- **Content Area:** Adult Family Member Performance
- **Objective Grade Level:** Middle School
- **Benchmark:** 50%
- **Measure and Data Collected:** Perceptual Survey (Parent)
- **Data Collection Timeline:** Pre, Mid, Post Assessments
- **Success Criteria:** Adult family members are assessed anonymously with the Adult Literacy Performance Survey (ALPS) after each literacy event. Completed surveys meeting this objective will report that the training or literacy event improved their knowledge in the specific content area (Question 1 of the ALPS). The ALPS is composed of seven questions, with the remaining questions being explored and detailed in the end-of-year summative evaluation report. For the purposes of the objective assessment and data collection tool (OADCT), only the results from the improved knowledge question are provided to demonstrate progress. The number of participants measured represents the number of surveys collected, while the number meeting success are the number endorsing the knowledge question on the survey. Mid-year progress is determined by all surveys completed from the start of summer to January 31st, while end-of-year progress uses all surveys from Summer to the end of the academic year.
- **Number of Participants Measured:** 277
- **Number of Participants Meeting Success Criteria:** 259 (93.5%)
- **Objective Progress Rating: 5 Stars (Meets or Exceeds Benchmark)**
- **Programmatic Recommendations and Rationale** (Written by Program): No changes needed. While this program is ending, any sites continuing under a new RFP will continue providing the same high-quality adult family member services as provided for the past five years. Parents have regularly responded well to the adult literacy events.
- **Rationale:** The 21st CCLC program collected adult performance data using the Adult Literacy Performance Survey (ALPS), which was to be administered to all attending parents at the conclusion of each adult literacy event throughout the 2018-2019 program year. The ALPS is composed of seven questions aligned with



the 21st CCLC program's focus on adult literacy and knowledge-building events, with each specific question being detailed in the corresponding section of the summative evaluation report. According to data submitted by the program at the end of the operational year, the program was able to collect a total of 277 completed ALPS, which are anonymous and are not connected to individual students. A single adult could complete multiple surveys over the course of several events, though would not complete more than one per event. In looking at all 277 ALPS completed during the 2018-2019 program year, a total of 259 surveys (93.5%) indicated progress towards this metric. More specifically, data reported by the program indicated that 93.5% of adults felt the program increased their knowledge in the content area. The program collected attendance data at each of the family literacy events provided during the 2018-2019 program year - connecting adult family member attendance to each student enrolled in the program. According to data submitted, the program was able to attract participation of adult family members of 123 of the 177 regularly participating middle-school students (69.5%). In looking at all 285 students that attended the program at least one day during the 2018-2019 program year, a total of 132 middle-school students (46.3%) had adult family members attend at least one literacy event.

- ***Data Collection and Evaluation Recommendations and Rationale*** (Written by Program): No changes needed. While the program is ending, we would continue providing the Adult Literacy Performance Survey if we were to continue providing 21st CCLC programming at these sites.
- ***Rationale:*** The program was able to collect ALPS from most adult family members attending each literacy event.

<<----->>



## Section 11

## LESSONS LEARNED AND RECOMMENDATIONS

Overall, the Pasco County School District (DELTA) 21st CCLC Program was a strong program and fully implemented the project-based learning plans, academic enrichment, and personal enrichment activities, as proposed in the approved grant application. Pasco County School District progressed towards all program objectives that could be assessed during the program year, as based on the objective rating system developed by the Florida Department of Education. More specifically, the Pasco County School District (DELTA) 21st CCLC program met or exceeded the proposed benchmarks in eight out of ten objectives (80.0%) and approached the benchmark in two objectives (20.0%). This report provides history and data for the Pasco County School District (DELTA) 21st CCLC program ending the fifth year of the grant cycle and, thus, represents the final summative evaluation report for this specific 21st CCLC grant. However, the findings and recommendations contained in this report are designed to assist the Pasco County School District in maintaining and continuously improving any future out-of-school programs provided within these centers and/or other centers. While the structured afterschool program may not be continued at the same level and/or location as the ending 21st CCLC program, it is hoped Pasco County School District will utilize these recommendations and encouragements to improve the overall afterschool and out-of-school initiative in Florida's most at-risk and highest-potential communities. Within the model of continuous program improvement, several recommendations for further enhancing this 21st CCLC program are provided (the FLDOE requests the recommendations be focused on an assumption that the program will continue to be funded under the 21st CCLC initiative and/or maintain the same highly structured program design. These are not generally considered “weaknesses,” as the program was focused on addressing many of these challenges and/or implementing these recommendations before the end of the operational year. Rather, this section serves to document 'growth edges,' or those areas where Pasco County School District may wish to focus additional attention if continuing a similar program in the future.

It is important that Pasco County School District review the entire report, as some recommendations are made within individual sections, but are not repeated under this





section. Unlike the recommendations made in the prior sections, the following recommendations are more critical and/or require more guidance than was possible in the prior sections. All recommendations are carefully considered and are only included if they will either help the program make greater impact on students and/or will bring the program into compliance with the rules, regulations, and/or requirements of the Florida Department of Education and the US Department of Education.

---

## *LESSONS LEARNED*

The Pasco County School District (DELTA) 21st CCLC program was led by a team of dedicated and experienced individuals at the program and site levels. Pasco County School District worked to develop and implement a strong program – staffed by motivated teachers and staff members who engaged the students and piqued student interest in the topics being taught. The following provides the program’s most salient ‘lessons learned’, as evidenced by program interviews and evaluation site visits.

### *Lesson Learned: Focus on High Quality Staffing*

The Pasco County (DELTA) 21st CCLC program learned that the most effective and efficient afterschool program starts with the highest quality of staffing. Indeed, Pasco County School District is commended for the outstanding staff hired to implement the 21st CCLC program. Unlike many afterschool programs operating in highly impoverished areas, Pasco County School District has an outstanding commitment from community members in the area surrounding the program. The needs of this area are undeniable, but the community is focused on addressing these needs and supporting the children, even if they cannot always support themselves. For this reason, and others, the program was effective in attracting some highly committed, experienced, and energetic staff members to help implement the 21st CCLC program. Ultimately, Pasco County School District (DELTA) was staffed by a high-quality staff, which allowed the program to provide individualized and effective programming to the students.

### *Lesson Learned: Establish Tradition and Presence*

The Pasco County School District (DELTA) 21st CCLC program learned that one of the most effective methods for gaining community support is to have a strong community presence and a proven tradition of services focused on the children and their families. The program focused on what students needed and built upon relationships with the families. This provided Pasco County School District with the community presence needed to build a strong staff to support the 21st CCLC program.

### *Lesson Learned: Develop Strong Curriculum and Activities*

The Pasco County School District (DELTA) 21st CCLC Program learned that a good curriculum can help with the effective implementation of a structured afterschool program, particularly when the program relies upon the assistance of certified teachers. The teachers used by the program are amazing, but they are also amazing in their own classrooms (this is why they were hired to work with 21st CCLC). Unfortunately, this means they are also sometimes overworked and overburdened with the demands of the regular school day, such that they do not have time to devote to writing new project-based learning plans and lesson plans every day or week. The Pasco County School District (DELTA) 21st CCLC program learned that providing a high quality curriculum to these teachers, designed for implementation afterschool, can truly strengthen the program and improved the quality of life for the teachers and staff. The teachers are able to ‘tweak’ the curriculum to the needs of the students and their interests, but they did not have to ‘reinvent the wheel’ every day to be effective in the program.

### *Lesson Learned: Establish Enrollment Expectations*

The Pasco County School District (DELTA) 21st CCLC program learned that more students must be enrolled than the number proposed for average daily attendance, as some students may be absent from school, have other family or personal business afterschool, be engaged in other afterschool programming, leave the district, or otherwise not come to the program on a regular basis. Regardless of whether the program is meeting or exceeding proposed enrollment, the agency is commended for efforts to ensure the overall program is exceeding proposed daily attendance numbers. More specifically, the program strived towards enrolling more students than needed to meet the proposed daily attendance, realizing this was necessary if the program was to meet the proposed daily attendance. While most programs are not designed to allow for over-enrollment and excess attendance, the Pasco County School District (DELTA) 21st CCLC staffing model allowed for some additional students beyond the proposed daily attendance without impacting the student-to-staff ratio.

### *Standardized Program Expectations*

The Pasco County School District (DELTA) 21st CCLC program has learned that establishing an outstanding set of expectations for the program helps to provide for consistency across all staff members, students, and parents in all program activities. Having clearly written rules and expectations were best provided in separate ‘manuals’ for program staff, parents, and students. Through such manuals, parents are well-educated that the program is federally funded and that there are strict expectations for



their children to remain as participants, students are education as to appropriate behavior and expectations in the program, and staff members are aware of the goals and objectives of the 21st CCLC program.

---

## *RECOMMENDATIONS FOR IMPROVEMENT*

### *Maximize Use of Afterschool Resources*

As a standard recommendation for all 21st CCLC programs in Florida, Pasco County School District is encouraged to read and utilize the variety of resources provided by the Florida Department of Education at <http://www.fl DOE.org/curriculum/21century/> and the 21st CCLC State Administrative Project (FLDOE/USF). Resources provided by these entities are specifically tailored to help Florida's 21st CCLC programs, but can be used by other programs with similar structure and academic focus. These sites will continue to be available to Pasco County School District regardless of whether the agency continues the 21st CCLC program or restructures the program into another type of out-of-school service. These sites include such topics as curricula, activities, funding opportunities, staff trainings, and assistance with evaluation design and planning. The website also provides links to a number of additional resources for out-of-school programs, such as <http://free.ed.gov/> (a free curriculum resource provided by the United States Department of Education). Additional resources are located at the CASPER resources website (Center for Assessment, Strategic Planning, Evaluation and Research; [www.casperfl.com](http://www.casperfl.com)). Pasco County School District is also encouraged to continue exploring additional opportunities for professional development directly related to afterschool programming, curriculum, and instruction - as enhancing the entire field of afterschool will help maintain programs for these high-need students across the nation. For instance, staff members could attend the Florida Afterschool Conference and share knowledge with other staff. In addition, free online professional development resources are readily available, such as the SEDL National Center for Quality Afterschool (<http://www.sedl.org/afterschool/>), the Florida After School Alliance (FASA) (<http://www.floridaafterschool.org/>), and the Florida Afterschool Network (FAN) (<http://www.myfan.org/>).

### *Consider Methods for Increasing Student Attendance*

The Pasco County School District (DELTA) 21st CCLC program experienced some difficulty with achieving the proposed level of student services, as indicated by the average daily attendance reported to the Florida Department of Education. If continuing in the 21st CCLC model or providing structured afterschool programming where a specific

number of students are needed to attend each day, then Pasco County School District may wish to increase focus on increasing enrollment above the number of students needed to meet daily attendance numbers. Once enough students are enrolled, then Pasco County School District may consider developing a plan to increase the retention and daily attendance of these students. It may be helpful for the agency to consider new projects, new staffing plans, or new strategies to help encourage enrolled students to attend the program more regularly (or attract new students into the program). It is likely necessary to over-enroll the program, and it may be necessary to create an emergency staffing plan for instances when more students attend than staffing allows, which can include substitutes and/or the site coordinator overseeing a group of students for the day. Pasco County School District should ensure all agency policies, local regulations, and state laws are consulted and followed in terms of staffing and student ratios.

### *Consider Additional Reading Activities*

Pasco County School District is encouraged to consider increasing the focus provided to curriculum-based and standards-aligned English Language Arts (ELA) activities (e.g., reading, writing, fluency, etc.) in future out-of-school programming provided for these students and/or other students under the agency's afterschool operations. The program provided a relatively strong reading and writing component within the program - with many activities and projects incorporating a number of reading and writing activities. However, the program did not fully achieve the ELA objective at the end of the fifth year of 21st CCLC operations. Additional focus may help Pasco County School District demonstrate enhanced progress towards similar objectives with future programs, should the agency decide to continue such academic-intensive services. Pasco County School District may consider additional direct-instruction enhancements, alternative methods for providing ELA instruction (e.g., student-produced newsletters, research projects, etc.), integrating additional reading into project-based learning plans, and/or creating targeted interventions for those students demonstrating the greatest struggle with reading. The targeted activities could take the form of special projects or enhancements only for those students with the greatest difficulties using a differentiated instruction model. For any future programming, it may be important to balance any additional ELA, reading, and writing activities with the other program activities, as focusing more on one area necessarily reduces focus on other areas.

### *Consider Additional Science Activities*

Pasco County School District is encouraged to consider additional focus on science instruction to better impact the science achievement levels of students participating in



any future out-of-school programming provided to these communities and/or other programs under the agency. While the ending 21st CCLC program provided science activities integrated into project-based learning plans, the program did not fully meeting the science objectives approved by the Florida Department of Education. Added focus may involve projects focused on science and engineering topics, hands-on activities, additional time on direct science instruction for those students at the lowest performance levels (i.e., those students with the lowest achievement rankings in their 'grades' and those not making progress from the first grading period), or the integration of additional remediation activities for all students (e.g., district-approved and principal-supported computerized science and science-based instructional software). Pasco County School District is reminded that research suggests hand-on and informal science and engineering activities are highly effective at impacting academic performance across all science disciplines, as students become engaged investigators of various science topics. Pasco County School District is also encouraged to consider 'science' and 'engineering' as viable and interchangeable options to improve science academic achievement, so long as the engineering projects integrate the Engineering Design Process (EDP) to align better with the regular-day science standards. As with all academic components, it is important to carefully weigh additional science focus with time allocated for the other academic objectives, as focus in one area necessarily decreases focus in another. It is also noted this added focus may not be necessary for all students, such that Pasco County School District is encouraged to consider tailoring any future program to the specific needs of individual students.

### *Improve Adult Family Member Participation*

The Pasco County School District (DELTA) 21st CCLC program strived to provide adult family member activities that would attract most of the adult family members of actively participating 21st CCLC students. However, the number of students with adult family members engaged in 21st CCLC activities was lower than expected. While the desire may be 100% engagement, this is generally an unrealistic goal for any program, particularly those serving low-income populations where many parents work long hours or multiple jobs. Regardless, Pasco County School District is encouraged to consider developing a written plan for increased parent and adult family member participation in literacy events and adult activities – noting what worked best with the 21st CCLC programming and what could not be implemented because of federal restrictions on these funds (e.g., perhaps showcases and performances would be a strong draw for parents in these communities). Other ideas could include outreach efforts (e.g., flyers, newsletter, phone calls), parent interest survey (e.g., survey for parents to check off what they would

be interested in attending and when), and general event enhancements (e.g., food, high-interest speakers, etc.). It is noted family member involvement is very challenging in this population, and becomes even more difficult as children become more independent.

### *Continue Utilizing the Adult Literacy Performance Survey*

Pasco County School District is invited and encouraged to utilize the free-use Adult Literacy Performance Survey (ALPS) for all parent literacy events that might be provided within future out-of-school programs. The ALPS provides for better and deeper data to assess the impact of programming provided for adult family members. The ALPS assesses self-reported impact on knowledge and conative impacts on parenting and educational involvement. As per the instructions on the ALPS: 'Literacy is more than reading – it is competence or knowledge in any specific area. Today's training was focused on providing you information about specific topics to help your family and your student(s) succeed. We are interested in whether the training was helpful and whether your knowledge was improved. Please answer the following questions to the best of your ability. It is okay to leave questions blank if you do not know how to answer.' The data collected by the ALPS should be anonymous, as such data are most likely to provide realistic and more accurate responses and feedback from parents and adults. Note that surveys are designed to be provided after adult literacy events and trainings, such that there can be more surveys returned than students in the program.

### *Maintain the Advisory Board*

One of the most impactful methods of engaging partners and other stakeholders is through membership on a program-level Advisory Board. The role of an advisory board is to provide important feedback and advice to the out-of-school program in matters regarding programmatic refinements and improvements. Without a strong advisory board, Pasco County School District might have a more challenges moving towards continuous improvement, may have limited formal feedback from stakeholders, and may struggle with sustaining the program. Pasco County School District is encouraged to consider maintaining an advisory board specific to any new program sustained by the agency.

<<-----End of Report----->>







If you are interested in learning more about the  
21<sup>st</sup> Century Community Learning Center Initiative under  
The District School Board of Pasco County:

**Mary Grey**

Director, PLACE

District School Board of Pasco County

7227 Land O'Lakes Blvd.

Land O'Lakes, FL 34638

Email: [mgrey@pasco.k12.fl.us](mailto:mgrey@pasco.k12.fl.us)





REPORT PREPARED BY:



*CENTER FOR ASSESSMENT, STRATEGIC PLANNING, EVALUATION AND RESEARCH*  
4110 NORTHWEST 64<sup>TH</sup> STREET ♦ GAINESVILLE, FLORIDA 32606

The 21st Century Community Learning Centers (21<sup>st</sup> CCLC) initiative is conducted with support from a grant from the Bureau of Family and Community Outreach (BFCO) within the Florida Department of Education. The overall direction of the initiative is provided by Ms. Kimberly Berry, State Director of the Florida 21<sup>st</sup> CCLC Program. Any questions regarding this report may be directed to the Center for Assessment, Strategic Planning, Evaluation and Research and [contact@casperfl.com](mailto:contact@casperfl.com).



*Report Prepared By*  
Center for Assessment, Strategic Planning,  
Evaluation and Research (CASPER)

**“Education is the most powerful weapon  
which you can use to change the world.”**  
— Nelson Mandela

